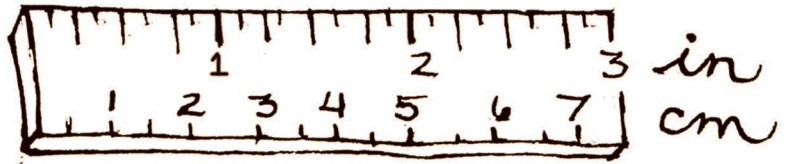
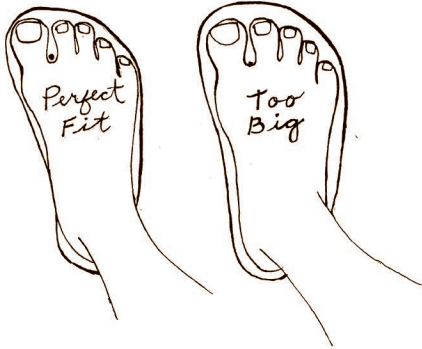



The Original Traveler Sandal

SIZE GUIDE



DIRECTIONS

1. Print to "Actual Size" or 100% Scale (Do NOT "Fit to Page")
2. Check this printed rule against your ruler at home.
3. On a flat surface, step on the sandal shape with your foot centered on the shape.
4. Make sure the small black circle sits at the base of the "V" between your big toe and second toe. Your foot should fit within the dashed outline.



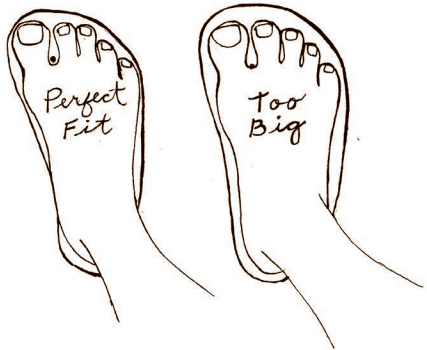
NEED HELP?

Email us: sales@goodearthsandals.com

ATTACH PAGE 2 HERE

The Original Traveler Sandal

SIZE GUIDE



FOLD HERE

