




# AWARENESS RIBBON

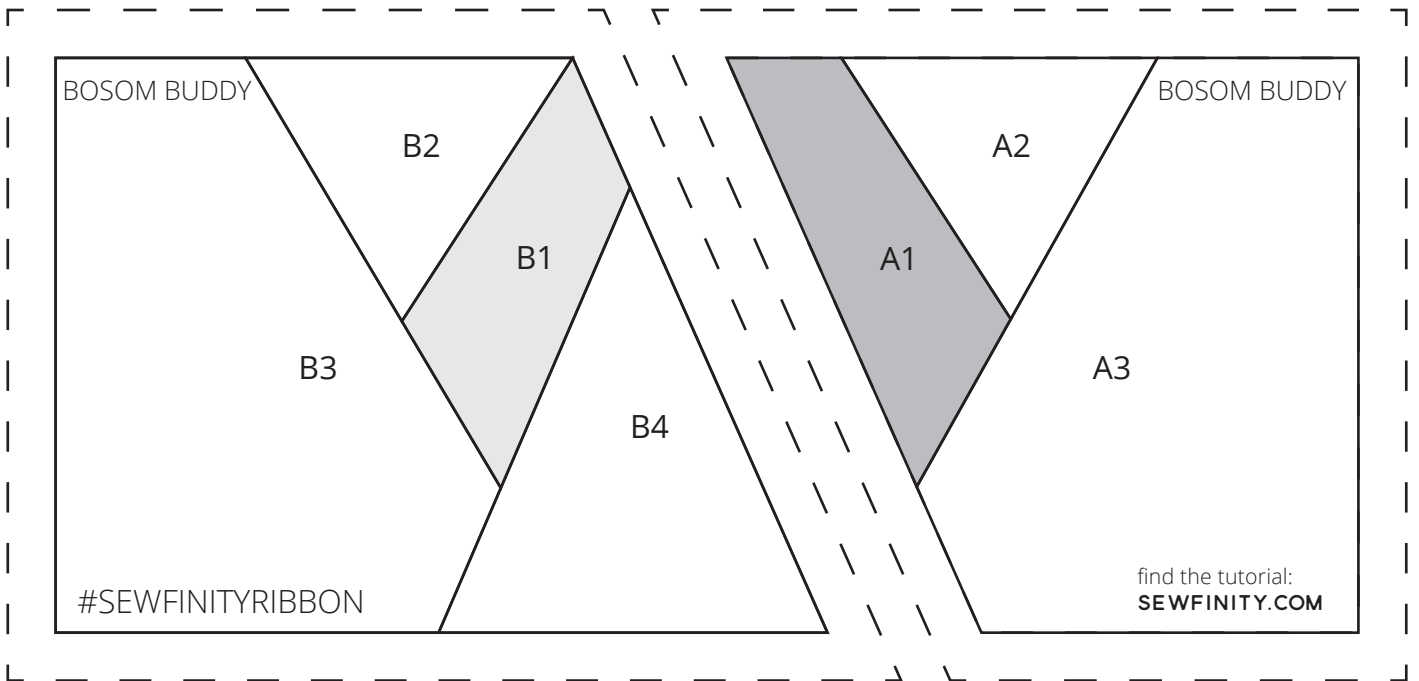
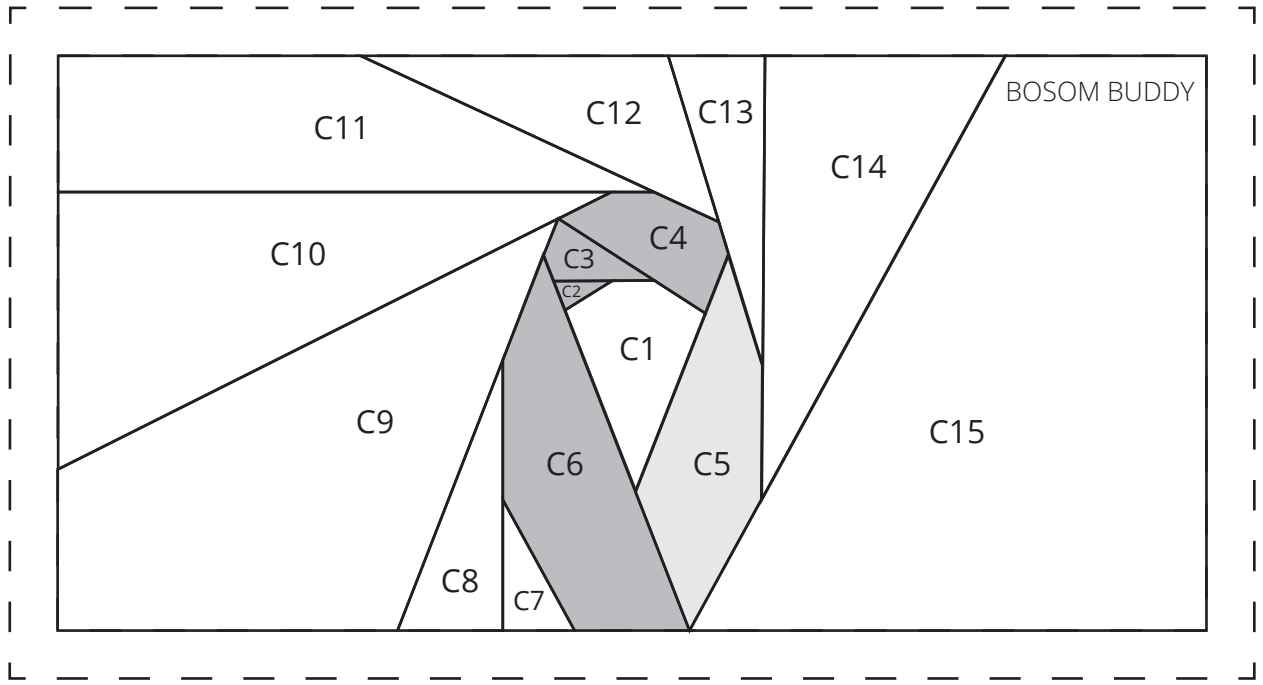
a pattern by  **SEWFINITY**

## 14" x 6.5" PATTERN PIECE FOR BOSOM BUDDY

Make a pieced panel for byAnnie's Bosom Buddy seat belt cushion! Make this foundation-paper-pieced block and sew 4.25" x 6.5" of background fabric to the top and bottom of the block.

		fabric	cut
	color 1	5" x 5"	(3) 1.5" x 3.5"
	color 2*	5" x 5"	see cutting chart
	background	1 fat quarter (18" x 21")	see cutting chart

\* if using only one color for the ribbon, a single 5" square will be exactly enough for colors 1 and 2 (with slightly different sized pieces).

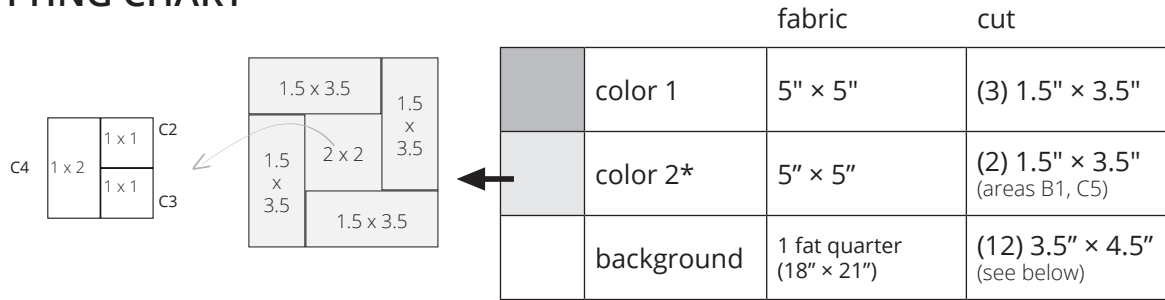


# AWARENESS RIBBON

a pattern by  SEWFINITY


14" x 6.5" PATTERN PIECE FOR BOSOM BUDDY

## CUTTING CHART



\* if using only one color for the ribbon, a single 5" square will be exactly enough for colors 1 and 2 (with slightly different sized pieces).

### BACKGROUND (MAIN FABRIC) fat quarter (18 x 21)



### Cushion Back pattern piece

