

User Guide

S50

TRUE WIRELESS SPEAKERS

"Inspired by underdogs and big dreams, we are the brand that believes in you. I launched Raycon to inspire people that they can achieve greatness through hard work and passion.

The future is yours to grab. Aim high and never stop."

Introduction

Welcome to your new Raycon S50 True Wireless Speakers!

At Raycon, we develop and design innovative electronics so you can move and conquer your daily fast-paced life.

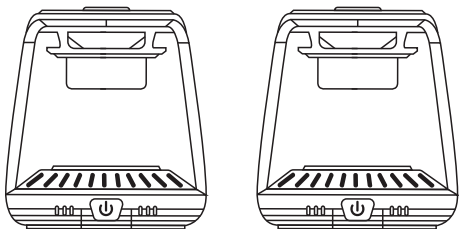
Before using your product, we strongly encourage you to fully read through this user guide. You can also visit our support center at www.rayconglobal.com/support.

The web page has more specific guidelines and helpful videos for you to navigate your product.

For the best performance, charge fully before first use.

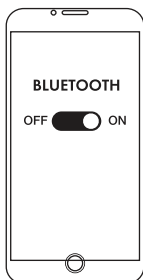
Pairing ID: Raycon S50

Quick Start Guide



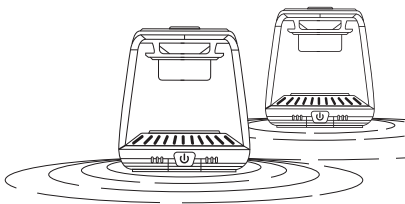
1

Turn on both speakers by holding the power button for 2 seconds. The speakers will go into Bluetooth pairing mode and will flash blue lights.



2

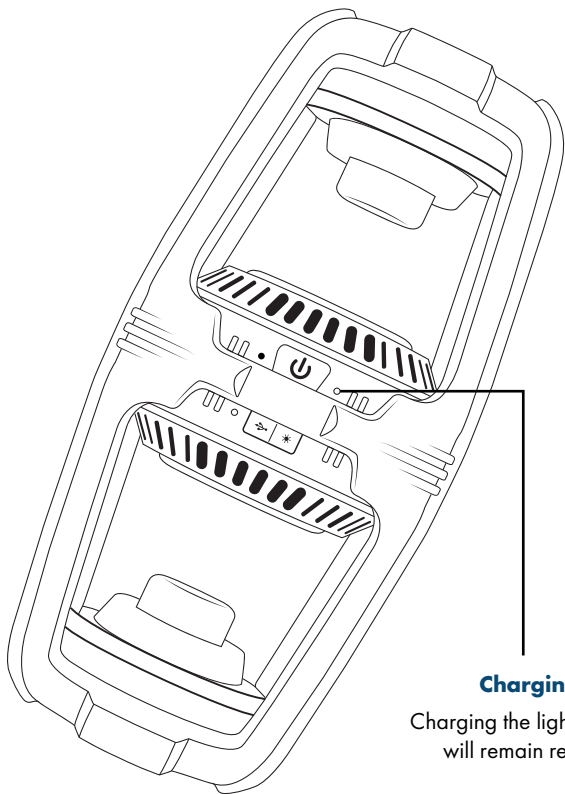
Turn on Bluetooth, search "Raycon S50" and click it to pair.



3

Enjoy your S50 True Wireless Speakers!

Charging your S50 Wireless Speakers



Charging

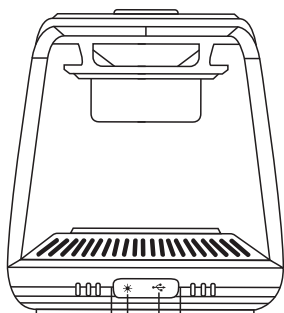
Charging the light
will remain red

Fully Charged

Red LED lights turn off

- **Call / Play: About 8 hours**

Unit at a Glance




1

2

1. Mood light button

2. USB Charging Port



3

4

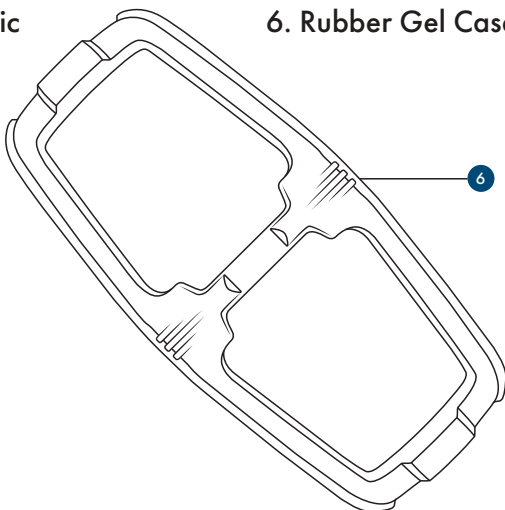
5

4. Power On/Off

5. LED Indicator


3. Mic

6. Rubber Gel Case



6

Functions

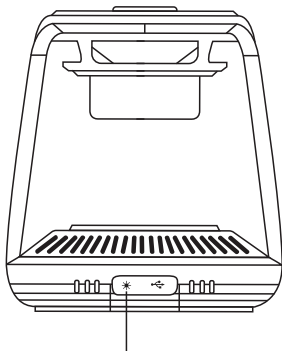


Answering a call: Click "Power" button to answer an incoming call.

Reject call: Double click "Power" button to reject an incoming call.

Disconnect a call: Click "Power" button to end the call.

Redial the last call: Double click "Power" button to call last dialed number.



When the device is in switched on mode, click "Mood light button" to turn on/off the mood lights.

FAQ and Additional Resources

For frequently asked questions about your device, simply go to www.ray-conglobal.com/support. Select the product and you will find more resources on how to operate your products including helpful tips and videos.

Safety Guidelines

Please follow the safety guidelines below at all times when operating or caring for your device.

- Be wary of any edges, uneven surfaces, and metal parts, including on accessories and product packaging, to prevent any possible injury or damage.
- Listen to music at a proper volume to avoid hurting your hearing and the speakers.
- Avoid storage in high temperatures, such as in a hot vehicle or in direct sunlight.
- Do not expose the speakers or any of its supplied parts to rain or other liquids.
- Do not drop or cause undue impact to the speakers.
- Do not modify, repair, or dismantle the product on your own.
- Do not use any dilutant or volatile liquid to clean the product.
- Do not use the product in a hazardous location.

Specifications

Model Number: S50

Bluetooth Connection Name: Raycon S50

Bluetooth Version: 4.2

Bluetooth Range: ≤ 10 m

Speakers: 2 × Speakers - 5W 4Ω

Frequency Response: 80HZ-18.5KHZ

S/N Ratio: ≥ 80 dB

Lithium Battery: 3.7V 800 mAh × 2

Call / Play Time: about 8 hours

Charging Time: about 2 hours

Input Type: DC 5V Micro USB

Support

If your device is not functioning correctly, please visit **www.rayconglobal.com/support** for customer support, and we will be more than happy to help you.

Limited Warranty

For more information and instructions on how to get warranty service, visit **www.rayconglobal.com/warranty**.



@rayconglobal

