



### Product Placement:

Bull & Stein sculptures can be placed either indoors or outdoors. It is recommended that the sculptures be placed either on a flat pedestal or on a wood or stone terrace to allow air circulation.

When placing your Bull & Stein sculpture outdoors, do not place it directly on the lawn or soil. This will block the drain hole, while constant contact with humidity will result in damage to the varnish finish.




For sculptures placed outdoors in sunlight, it is recommended that the sculpture be rotated from time to time to avoid uneven fading from exposure to sunlight.



### Product Maintenance

Bull & Stein sculptures have a drain hole located near the stem and often one located on the bottom side of the sculpture. The drain hole in the top of the sculpture must be kept clean and open, and water should not be allowed to collect around the stem. Likewise, the drain hole at the bottom of the sculpture should also be kept open at all times.



Outdoor sculptures require regular maintenance. Do not use any aggressive detergents to clean the surface. Clear water, if necessary, with a few drops of dish soap, will do.

The sculpture's surface can be maintained with the same protective finishes that would be used for cars. Be sure to wash away any dirt and allow the sculpture surface to dry completely before polishing. Follow the instruction on the product itself. Use a soft cotton or microfiber cloth and polish in circular movements. Apply plenty of polishing paste and take care to keep your cloth from drying out. If you're polishing your entire sculpture, work slowly and do one small section at a time

### Product Care:

- \* Handle with care to avoid risk of damage or scratching the products.
- \* Clean with a soft, dry polishing cloth.
- \* This product is not suitable for children under 15 years. Small and/or broken parts may present a risk of injury.