

ORIGINAL HEADS & COMBOS

USER MANUAL

The Origin clinches the key fundamentals of everything that makes a great bass amp. This lightweight, portable and stripped back bass amp head takes Ashdown back to the Origin of their Tone.

Starting from the top, a passive/active switch determines the whether the amp is being used with a high or low output instrument and sets a clear signal path to the input control. From here, the player can fine-tune their input level using Ashdown's trademark VU meter, which takes pride of place at the very centre of the amp head.

Simple yet Powerful EQ

With the signal at its optimal level, you then hit a defined set of features designed enhance your tone. The Origin features a tried and tested 5-band EQ, controlling your traditional bass, middle and treble with a lo-mid and hi-mid sitting comfortably either side of the variable middle control. The additional Shape control further sculpts your tone, lifting the frequencies that really count - like a smiley face on a graphic equalizer.

Tonally Connected

The output control regulates the output volume of the amp and wrapping up the features on the front panel is an easy to reach DI output, as well as an independent FX send and return, which allows the amp to set a very clear signal path with no interruptions.


Create the Perfect Rig

To the rear of this condensed unit is a very well considered headphone out, which doubles this gig-ready head as a great home practice device. 2 x jack speaker outputs with a minimum 4 ohm load provides flexible partnering options with Ashdown's existing range of bass cabinets.

Ready for the Road

The Origin is a rugged little go-getter, using scuff proof paint over its steel chassis. Retaining a nice yet practical weight to it, with quality feeling control pots, The Origin is built to last a lifetime. Offered with a 5 year warranty, The Origin comes complete with auto protect voltage for global touring musicians and an adaptive temperature controlled fan for road and studio use.

Front Panel:



Front Panel:

- 1-**
FX-RTN - FX loop return jack socket.
- 2-**
FX-SEND - FX loop send jack socket.
- 3-**
IN - Instrument Input Jack
- 4-**
SHAPE - Push Button - Enables a pre shape scoop to the tone before the EQ.
- 5-**
PASSIVE/ACTIVE - Push Button - Passive or active instrument -15dB input PAD.
- 6-**
INPUT - Rotary Control - Adjust the input level depending on your choice of instrument.
- 7-**
VU METER - Input level meter for input signal monitoring.
- 8-**
OUTPUT - Rotary control - Set the overall output of your amp.
- 9-**
DI OUT - Balanced XLR Di Output
- 10-**
SAFE - LED - Safe operation indicator
- 11-**
PROTECT - LED - Safety precaution indicator.
- 12-**
EQ - A 5 band comprehensive EQ action. Including rotary controls for Bass, Lo-Mid, Middle, Hi-Mid and Treble.

ASHDOWN ORIGINAL HEADS & COMBOS

USER GUIDE

Rear Panel:

13-
PHONES - Headphone 3.5mm Jack
Output

14-
2 x Jack Speaker outputs

- **C112T** - 1 x 8Ohm Out to internal
speaker (1 x 8Ohm Extension
output)

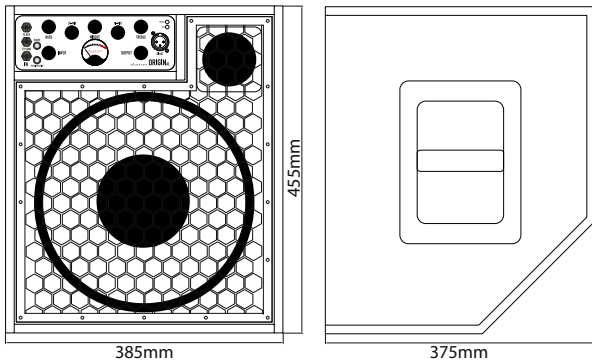
- **C210T** - 2 x 8Ohm Outputs to
internal speakers (no extension
available)

15-
MAINS - Power input for use with
supplied power cable.

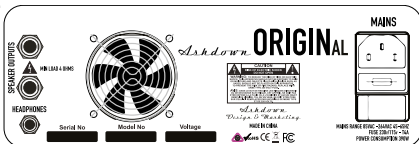
Rear Panel:



OR-C112T



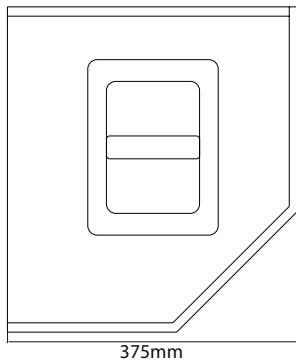
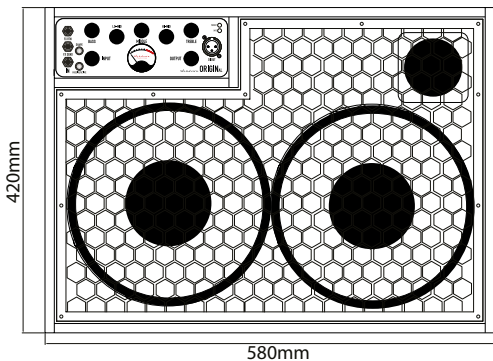
REAR PANEL



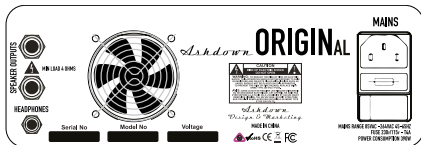
ASHDOWN ORIGINAL HEADS & COMBOS

USER GUIDE

OR-C210T




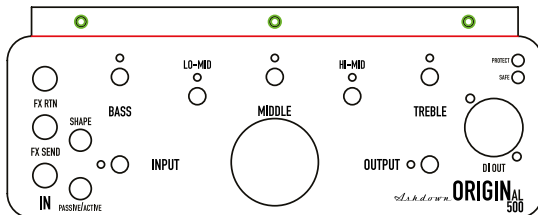
REAR PANEL



ASHDOWN ORIGINAL HEADS & COMBOS

USER GUIDE

OR-500H:



NOTES:

SPEAKER OUTPUTS



MIN LOAD 4 OHMS



HEADPHONES



Serial No



Model No



Voltage



Ashdown

ORIGINAL




Ashdown
Design & Marketing

MADE IN CHINA



MAINS



MAINS RANGE 85VAC - 264VAC 45-65HZ
FUSE 230V/115V - T4A
POWER CONSUMPTION 39W

WWW.ASHDOWNMUSIC.COM