

PUT

BASS



PUSH FLAT/SHAPE

PASSIVE/ACTIVE

INPUT LEVEL

VALVE
DRIVE PLUS

Ashdown



PRODUCT

GUIDE - 2016

www.ashdownmusic.com

ABOUT US:



MORE THAN JUST A BASS AMP

Having designed, manufactured and marketed amplification products since an early age and being an engineer by trade, Mark Gooday decided to embark on a path of entrepreneurship, technological innovation and creative design. After listening to feedback from a variety of musicians, including John Entwistle of The Who, Mark King of Level 42 and JJ Burnel of the Stranglers to name a few, Mark focused his efforts on integrating superior tone and style into a high performance product, something he felt was absent in the market at that time.

By combining his engineering background with his love of music and motor racing, Mark started developing a range of products that were sonically advanced and rugged enough to withstand the rigours of the road while sporting a sleek, industrial aesthetic.

Romantically using his wife's family name and an Austin Healey Motors style badge for inspiration, the Ashdown Engineering brand was born.

Mark's insistence on engineering being included in the company's logo was inherent in his desire to not simply make another bass amp but engineer a product that would stand the test of time.

The original name for the first product range was Klystron Bass Magnifier, which was inspired by a scene from one of Mark's favourite movies, Flash Gordon, in which Doctor Zarkoff says, "Turn up the Klystron Magnifier." The images of huge power depicted in the movie sat perfectly with the image and the sound Ashdown wanted to portray.

The product name was abandoned due to legal issues but the work continued under the ABM (Ashdown Bass Magnifier) moniker, with Mark maintaining the 'Bass Magnifier' part of the name, preferring magnifier to amplifier to be different. These early units were built by Mark, his wife Jane, son Dan, and daughter Daisy at night in the living room of their family home, allowing Mark to visit dealers and artists in the daytime.

One celebrated example was an ABM-800, serial number JE10/10/97, built for John Entwistle overnight.



FAMILY RUN SINCE 1997

www.ashdownmusic.com



ABM



Seen on countless stages every night, backing some of the biggest bands in the world, ABM is the gigging pro's amp of choice, pairing class-leading preamp sophistication with powerhouse performance and every feature you need; whether you're working stadiums or the clubs.

B-SOCIAL



B-Social brings Ashdown sound quality, innovative connectivity and collaboration features to the desktop in a compact and powerful 75W stereo amp.

ROOTMASTER -EVO-



Dedicated to busy, hard-working bass players on a budget, Rootmaster heads, combos and cabinets draw on all of our experience working with some of the biggest bands in the world.

Accessories



Why should guitarists have all the fun? Ashdown bring essential effects and new sonic adventures in road-ready cases dedicated to bassists.

AAA -EVO-



We've always been committed to great practice amps, but with AAA we've taken the concept to a whole new level. AAA are a new generation of Ashdown amps that will take today's players from the bedroom to the stage, with great tone and powerful features.

Custom Shop



A complete range of UK made bass amplifiers combining classic tube tone with Ashdown innovations and modern reliability.

Artists

At Ashdown Engineering we have had the honour of working with some of the biggest names in BASS. All Ashdown artists are considered members of our family.



ABM EVO-IV

Ashdown Bass Magnifier

ABM-EVO IV brings 9-band EQ, next-generation power stage and a host of upgraded features to Ashdown Engineering's flagship bass amp

Immediately identifiable on stages around the world thanks to its glowing VU meter, the Ashdown ABM has been a firm favourite with professional gigging bass players for the best part of twenty years.

Now in its fifth incarnation, ABM EVO IV pairs class-leading preamp sophistication with an updated powerhouse output. Bassists plugging into EVO IV will be greeted straight away by the flickering of the new Input VU meter, allowing them to quickly find the sweet spot for their instrument. From there, EVO IV features a sophisticated 9-band EQ, with familiar Bass, Middle and Treble controls and six sliders providing precision cut and boost at 100Hz, 180Hz, 340Hz, 1.3kHz, 2.6kHz and 5kHz. The EQ can be switched in via footswitch taking the player from a flat fretless sound to their favourite EQ setting instantly. The NEW 9-band EQ is a revelation of sonic perfection and will surprise older ABM users.

On the power amp side, EVO IV promises to be the loudest, punchiest ABM yet, with a next-generation power amp and updated transformers offering unparalleled levels of headroom, definition and low-end push. Other ABM favourite features are retained in EVO IV, including Ashdown's famous One Knob Dynamic Compressor and the infamous Sub-Harmonic Generator that lets users blend in a sub octave note for huge bass tones.

Paired with an FS-4 footswitch (not included) the player can switch the Drive, Compression, EQ and Sub effects in and out on the fly, delivering a huge tonal palette to craft a great performance.

As with previous ABMs, EVO IV is well served with a DI out, tuner out, separate Sub out, transparent FX loop and a line input for connection of an external sample or sound source. Complementing the new heads we have also announced two new ranges of cabinets: Foundation Range cabinets are hand-crafted in the UK featuring 18m ply and custom high-powered BlueLine Plus drivers; Classic Range cabinets offer affordable performance, with a ply cabinet and BlueLine standard drivers.


ABM Artists:



Guy Pratt Pink Floyd Jack Daley Lenny Kravitz



Nick Harmer Death Cab For Cutie Cubbie Fink Foster The People Simon Mitchell Young Guns



Jeremy Davis Paramore Tim Kingsbury Arcade Fire Shavo Odadjian System of a Down Nick Seymour Crowded House Matt Barnes You Me at Six



Nick O'Malley Arctic Monkeys James LoMenzo John Fogarty Norman Watt-Roy The Blackheads Fred Sablan Marilyn Manson Eric Wilson Sublime Jon Lawhon Black Stone Cherry



Brian Ray Sir Paul McCartney Pino Palladino Various Nate Mendel Foo Fighters Ross Macdonald 1975 Colin Greenwood Radiohead Jon Stockman Kamivool



Rob Malone David Gray Gordon Moakes Bloc Party James Johnston Biffy Clyro JJ Burnel The Stranglers Will Farquarson Bastille Brian Marshall Alter Bridge



ABM-600-EVO IV

All the ABM features with a 600W power section. For gigging pro's, ABM sets the standard with a class leading preamp and powerhouse high-wattage performance.

Seen on countless stages every night, backing some of the biggest bands in the world, ABM is the gigging professional's amp of choice, pairing class leading preamp sophistication with powerhouse performance and every feature you need whether you're working stadiums or the clubs.



ABM-810H

ABM cabs are designed to compliment the wide tonal range and power of the range of ABM heads, delivering no compromises on tone or performance.

Rated at 1200W RMS, the 8 ohm ABM-810 is loaded with 8 x 10" Ashdown BlueLine drivers.

ABM-600RC-EVO IV

For those requiring an integrated solution, the ABM-600RC EVO IV is a rack-mounted version of the standard ABM 600 EVO IV Head, with a stunning, polished chrome panel.

Three straightforward rotary tone controls provide 20dB of EQ cut and boost at 60 Hz, 660 Hz and 5 kHz. These controls are supplemented by two triplets of additional sliders giving 15dB cut and boost at 100Hz, 180 Hz, 340 Hz, 1.3 kHz, 2.6 kHz and 5kHz. The EQ can be switched in/out by a footswitch, enabling players to go from a flat fretless sound to a boosted sound by taking advantage of a favourite EQ setting. A single input is switchable for passive and active instruments with a blend of solid state and dual triode tube preamps stages. This can also be pre-set and selected via footswitch, providing access to a massive range of clean, warm and overdriven tones.



ABM-410H

Rated at 650W RMS, the 8 ohm ABM-410H is loaded with 4 x 10" Ashdown BlueLine drivers plus a switchable high frequency horn (Hi, Low, Off).



ABM-210H

Rated at 350W RMS, the 8 ohm ABM-210H Compact is loaded with 2 x 10" Ashdown BlueLine drivers plus a switchable high frequency horn (Hi, Low, Off).



ABM-1200-EVO IV

From the moment the VU meter flickers into life as you tailor the input level to your instrument, you know you're in for something special.

For those who need the tonal power of the ABM preamp combined with massive power and headroom, there's only one choice - the ABM1200 EVO IV with its transforming 600W + 600W power stage.



ABM-115H

Rated at 350W RMS, the 8 ohm ABM-115H Compact is loaded with 1 x 15" Ashdown BlueLine drivers plus a switchable high frequency horn (Hi, Low, Off).

Construction

Constructed from high-grade birch ply and protected by a tough buffalo leather cloth covering, metal corners and steel grilles. ABM Cabinets use high quality bar handles in favour of inferior flip handles, which can become loose and rattle after years of use. New kick back design with bar handles on both the 410H & 810H for ease of transport.

Custom Blue Line Speakers

Ashdown BlueLine™ speakers are specially developed to achieve a superb balance of power, transparency and deep controlled low-end, without sacrificing any of the mid-band attack and high-end brightness that are so important in a modern bass sound.

ROOTMASTER-EVO



Ashdown ROOTMASTER - EVO range of heads and combos.

Less weight, new looks and more power upgrades the second incarnation of the hugely popular Ashdown Rootmaster Range, bringing you the Rootmaster EVO Bass Amp Range.

Ashdown Rootmaster EVO range remains true to its predecessor, by delivering workhorse reliability and great tone at an affordable price, however the second evolution of the Rootmaster range has resulted in a focused range of lightweight bass amplifier heads, cabs and combos that offer improved features and finish, coupled with a dramatic reduction in weight.

The Rootmaster's pre amp now includes a passive and active input jack socket for use with high and low output instruments, this sets a clear signal path to the input control enabling you to fine tune your input level using the trademark Ashdown VU meter. With the signal at its optimal level, you then hit the rich features of the Rootmaster designed enhance your tone, such as the shape button, 5-band EQ and on-board compressor. The drive control, as always delivers a delectable valve emulated over-drive, whilst the sub harmonic controls add further fatness to your tone - both can be foot-switched via an FS 2 footswitch (sold separately). The new Rootmaster EVO range features an upgraded power section plus a handy mute button.

New to the mix is the RM-500 EVO Head. Its 500-watt power section has been developed to maintain a deep low end, defined mids and transient highs delivering its output into a 4-ohm load. The Rootmaster 500 EVO Head will sit next to its bigger brother, the RM-800 EVO, for those of you looking for slightly more headroom.



RM-500-EVO

The latest Rootmaster EVO head is the RM-500 EVO. The 500-watt power section of the RM500 EVO has been developed to maintain a deep low end, defined mids and transient highs delivering its output into a 4-ohm load. Ashdown Rootmaster heads are the perfect choice for working bassists looking for power and features without the weight.

RM-500-EVO Weight: 4kg (8.8lbs) Width: 313mm D: 225 H: 78



RM-800-EVO

The latest Rootmaster EVO head is the RM-800 EVO. The 500-watt power section of the RM800 EVO has been developed to maintain a deep low end, defined mids and transient highs delivering its output into a 4-ohm load. Ashdown Rootmaster heads are the perfect choice for working bassists looking for power and features without the weight.

RM-800 -EVO Weight: 4kg (8lbs) Width: 313mm D: 225 H: 78

ROOTMASTER-EVO



RM-C112T-500-EVO

New to Ashdown's streamlined range of combos is the Rootmaster C112T 500 EVO - a powerful 500 watt combo loaded with a single Ashdown White Line 12" speaker. The Rootmaster EVO C112T 500 offers improved features and finish, coupled with a dramatic reduction in weight.

RM-C112T-500-EVO Weight:16.5kg (36.3lbs) Width: 468mm D: 335 H: 540



RM-C115T-500-EVO

New to Ashdown's streamlined range of combos is the Rootmaster C115T 500 EVO - a powerful 500 watt combo loaded with a single Ashdown White Line 15" speaker. The Rootmaster EVO C115T 500 offers improved features and finish, coupled with a dramatic reduction in weight.

RM-C210T-500 Weight:17.5kg (38.8lbs) Width: 468mm D: 335 H: 603



RM-C210T-500-EVO

New to Ashdown's streamlined range of combos is the Rootmaster C210T 500 EVO - a powerful 500 watt combo loaded with two Ashdown White Line 10" speakers. The Rootmaster EVO C210T 500 offers improved features and finish, coupled with a dramatic reduction in weight.

RM-C210T-500-EVO Weight:17kg (37.4lbs) Width: 462mm D: 335 H: 488



RM-210T-EVO

The Ashdown RM EVO 210T unleashes 300 watts at 8 ohms of cutting bass sound through its twin Ashdown 10" speakers, bringing the bass to the front of the mix with comfort and standing out from the crowd with its distinctive, high quality finish, coupled with a dramatic reduction in weight.

RM-210T-EVO Weight: 15.5kg (33lbs) Width: 603mm D: 335 H: 468



RM-115T-EVO

The Ashdown RM EVO 115T unleashes 300 watts at 8 ohms of deep bass sound through its single Ashdown 15" speaker, bringing the bass to the front of the mix with comfort and standing out from the crowd with its distinctive, high quality finish, coupled with a dramatic reduction in weight.


RM-115T-EVO Weight: 14kg (30.8lbs) Width: 603mm D: 335 H: 468



RM-112T-EVO

The Ashdown RM EVO 112T delivers a punchy 300 watts at 8 ohms through its single Ashdown 12" speaker, bringing the bass to the front of the mix with comfort and standing out from the crowd with its distinctive, high quality finish, coupled with a dramatic reduction in weight.

RM-112T-EVO Weight: 10kg (22lbs) Width: 380 D:335 H:462



RM-610T-EVO

Loaded with custom Ashdown drivers for exceptional attack, clarity and low-end performance. The RM 610T is rated at 900 watts/ 4 Ohms and features six 10" Ashdown custom drivers. With a HF tweeter for enhanced top end response.

RM-610T-EVO Weight: 37kg (81.4lbs) Width: 603mm D: 335 H: 903



www.ashdownmusic.com



AAA

ACCESS ALL AREAS

EVOLUTION

YOU ARE IN GOOD COMPANY



Over recent years, the trend amongst bass players buying combos has been to go for the lightest thing available, but practicality sometimes comes with a compromise to the sound. Traditionally, more weight meant better quality and more tone... The NEW Ashdown AAA EVO Range has maintained its build quality and durability and by utilising a new lightweight ply-wood construction; has dramatically cut the weight but not the tone.

A luxurious new look across the line as well as a more streamlined offering sees the new AAA EVO range jump out from the crowd, designed with specific features using the latest technology in connectivity with iOS devices. Building on the feedback of Ashdown customers, the new AAA (Access All Areas) range is a natural yet observable evolution from its earlier incarnations.



App-Tek

Via the App-Tek socket players can access the ever-growing range of amp sim and effects apps available on Smartphones and devices, unlocking a huge expanding range of sounds. Plugging your bass in to the amp and making a simple connection to your device via the supplied App-Tek cable is all you'll need to do to get started. Choose from effects apps to recording apps and even our very own ABM Pre App.

Connect your device via App-Tek (using the supplied 4 pole mini jack cable) and use the ABM Pre App available on Agile Partners Amp Kit and you've got legendary ABM tone and flexibility dialled straight into your AAA and ready to record or send straight to the PA. Enjoy Sub Harmonic Tube Drive, professional Compression and the ABM 7-Band EQ and transform this small grey box into a fully-loaded pro rig.



AAA

ACCESS ALL AREAS

EVOLUTION

Just because an amp is affordable doesn't mean you have to compromise of connectivity. AAA amps feature Line In for connecting an mp3 player (with mix control) and headphone connection for silent practice. Using our own ABM Pre App available on Agile Partners Amp Kit we were able to use the incredible features that you get from our formidable ABM range including Sub Harmonics, Tube Drive, Compression and comprehensive 7 Band EQ. Thus making this little practice by far the highest specked practice product available. Other apps are available from recording to amp modelling.



AAA-30-8
The Ashdown AAA EVO 30-8 is a charismatic little 30 watt practice amp combo with a single 8" Ashdown speaker. The amp features a straightforward 3 band EQ to control the Bass Middle & Treble, but the supplied App Tek cable and socket allows the player to expand the amp's tonal capabilities. Weighing in at: 9kgs (19lbs).



AAA-60-10T
The Ashdown AAA EVO 60-10T is a solid 60 watt practice amp combo with a single 10" Ashdown speaker. The 60-10T is a little more complex than its littler brother with a further array of facilities including passive and active inputs, tube emulated overdrive as well as a balanced DI output and tweeter, making it a very practical combo for small gigs and more. Weighing in at: 12kgs (26lbs)



AAA-120-15T
The Ashdown AAA EVO 120-15T is a solid 120 watt bass amp combo with a single 15" Ashdown speaker. The 120-15T features a fully loaded array of facilities including passive and active inputs, as well as a balanced DI output and tweeter, making it a perfectly gig worthy combo. A NEW 1 x 15" extension cab is available in the AAA range the AAA-EVO-115T with Ashdown speaker and tweeter. Weighing in at: 17kg (37.4lbs).



AAA-300-210T
The Ashdown AAA EVO 300-210T is a robust and powerful 300 watt bass amp combo with a 2 x 10" Ashdown speakers. 300-210T features a fully loaded array of facilities including passive and active inputs, as well as a balanced DI output and tweeter. A NEW 1 x 15" extension cab is available in the AAA range the AAA-EVO-115T with Ashdown speaker and tweeter. Weighing in at: 17kg (37.4lbs).

B-SOCIAL

By Ashdown Engineering



Ashdown
B-SOCIAL    

Straight out of the box, B-Social delivers signature Ashdown bass tone via a powerful 75W stereo amplifier and two custom dual concentric 5" drivers, specifically designed to deliver punchy low-end in the most compact enclosure. Unlocking further tonal possibilities, the App-Tek socket allows

players to access the ever-growing range of amp sim and effects apps available on Smartphones and devices, including Ashdown's very own ABM Pre App.

Allowing the bassist to roam at home, B-Social features Bluetooth connectivity and a transmitter that lets the bass connect wirelessly to the amp for cable free jamming.

Bluetooth connectivity also enables audio streaming from any compatible music player.

Adding a new social dimension to the amp, the B-Social includes a second input so the bassist can play along with another bass player or guitarist - electric or acoustic.

Recording itself is made simple via the built-in USB audio interface, compatible with all major DAWs on both PC and Mac platforms. The stereo output features a button to enable latency-free monitoring when in use with a DAW.

Rounding out the feature set is a Line In, Line Out and a Headphone Out for silent practice. B-Social is available in three stunning high gloss wood finishes - Natural, Black and White.

www.ashdownmusic.com

B-SOCIAL

By Ashdown Engineering

Wireless

Allowing the bassist to roam at home, B-Social features wireless audio connectivity and a transmitter that lets the bass connect wirelessly to the amp for cable free jamming.

Wireless audio connectivity also enables audio streaming from any compatible music player. Adding a new social dimension to the amp, the B-Social includes a second input so the bassist can play along with another bass player or guitarist - electric or acoustic.

Recording

Recording itself is made simple via the built-in USB audio interface, compatible with all major DAWs on both PC and Mac platforms. The stereo output features a button to enable latency-free monitoring when in use with a DAW.

Connectivity

Rounding out the feature set is a Line In, Line Out and a Headphone Out for silent practice. B-Social is available in three stunning high gloss wood finishes - Natural, Black and White.



METERS - CUBED

By Ashdown Engineering

Sweet, stylish and dynamic. The Meters Cubed Bluetooth Home Micro Audio System by Ashdown Engineering will rumble your desktop or bookshelf.

Designed in Britain

With a heritage in British bass amplification, Meters Cubed are three 90mm cubes – one micro amplifier and two 2.5" high power stereo speakers at 10 watts per channel. Meters Cubed is a micro audio system like no other and utilizes Ashdown Engineering's signature VU meter, naturally reserved reading the input levels on bass guitar amplifiers. The illuminated VU shows the music playback level status at a glance, so you don't only hear your music – you see it too!

Bluetooth Technology

Spotify has never sounded so good! Bluetooth 4.0 technology allows for wireless music streaming to your smartphone, tablet, laptop, PC or Mac with reinforced audio quality. Meters Cubed also features a 3.5mm jack aux-in for use with non-Bluetooth devices too.



www.ashdownmusic.com

METERS - CUBED

By Ashdown Engineering

Small, yet powerful

With a diameter of just 90mm (cubed) and neatly rounded styling, the mains powered Meters Cubed take up little desk space but pack a punch with mSound DSP Sound Enhancement Technology.

M²- Black  AUDIO



Ashdown Engineering's Meters Cubed are shipping in February 2016 and come in both Black and White finishes.

Meters Cubed Key Features Include:

- The latest in Wireless Bluetooth Technology for wireless streaming from your MP3/mobile device
- mSound DSP Sound Enhancement Technology
- Trademark Ashdown VU Meter

M²- White  AUDIO



- 2 x 2.5" High Power True RMS 10W+10W Stereo
- 3.5mm Jack Aux-In to connect and play from your MP3/mobile device, desktop or laptop computer
- Mains Power Supply
- Available in Black or White Finish

www.ashdownmusic.com

Custom Shop

Ashdown Engineering

For those players who worship at the altar of glass, fire and high-voltage, Ashdown has created a superb range of valve bass amplification.

The BTA (Big Tube Amp) 400 partner a third-generation EVO 111 ABM preamp with all-valve output stages for ABM sophistication with bone-crushing tube power.

The CTM-300, 100 and 30 are designed for a more purists approach to Tube Pre-Amps and there is a full range of custom options to build yourself a truly bespoke product. We can build any of our UK Foundation ABM cabinets to match your choice of style.




Choice of Vinyl and Leather coverings.
Stitching options for a real bespoke touch.

The DropHead 30 Combo below was ordered for a vintage surf feel, these are complete one off products that will not be built for anyone else, unless we really like it.

The world is your oyster....

Hand wired in the UK. You are invited to come tune your amp with one of our engineers, on site at Ashdown HQ.



Hand Painted at a local award winning high end car finishers, your choice of colours is endless.

Check out The Paint Box on Facebook.



HAND MADE IN THE UK

Attention to detail is everything at Ashdown. This is extended across our entire product catalogue. The Ashdown Custom shop takes this attention to detail and with your own imagination to create a truly bespoke piece of amplification.

From simply having your name engraved on the front to a complete 'Aston Martin' Interior finish for the 007 of Bass Amps.

Ashdown Custom Shop are based in the UK and have a number of highly skilled engineers at your disposal if you have any questions.



BTA-400

The mighty BTA 400 Valve Series head's power comes courtesy of an 8 x KT88 valve output stage, delivering 400W of uncompromising valve tone.

All the ABM features are there – 7-band EQ, variable tube grind input stage, on-board compressor and sub-harmonic generator, balanced DI output with Pre/Post EQ switching, FX loop, tuner output and performance footswitching.



CTM-300

Simple yet comprehensive ALL tube pre amplifier features gain, bass, middle, treble and an overall master control for driven tones at lower volume levels. Mellow, deep, mid shift and bright push buttons further add versatility to this already classic preamp 1 x ECC83, 1 x ECC832, 1 x ECC99 and 2 x ECC82 complete the preamp line up, whilst backstage 6 x KT88 provide the shear grunt required for earth shattering performance.



CTM-100

An ALL tube pre amplifier features gain, bass, middle, treble and an overall master control for driven tones at lower volume levels.

Mellow, deep, mid shift and bright push buttons further add versatility to this already classic preamp 1 x ECC83, 1 x ECC832, 1 x ECC99 and 2 x ECC82 complete the preamp line up, whilst backstage 2 x KT88 provide the shear grunt required for earth shattering performance.



CTM-30

Rated at 30-Watts, the CTM-30 won't rip your head off, but its EL84-equipped power section is more than capable enough for small gigs. And, of course, it won't put your back out.

The CTM-30's preamp stage employs ECC83 and ECC82 tubes and features high and low gain inputs, front panel-mounted effects send and return, rotary bass, middle and treble controls with mid shift, bass shift and bright switching, mute switch, rotary volume control and balanced DI output.



Retroglide-800

Ashdown has worked with a number of FUNK masters over the past 30+ years of making bass amps, the desire to create an amplifier which meets the requirements for absolute fidelity and clarity, precision tone shaping and masses of power on tap for stunning dynamics, continues to this day.

The result is the Retroglide-800. A 800 Watts RMS funk powerhouse with hi & low impedance instrument inputs, 12-band graphic EQ @ 30hz to 15Khz + or - 15dB, post EQ balanced DI output, mute switch with LED indicator, Output protect LED indicator just in case things get to hot under the hood, line input, effects loop and speaker output Nuetrak combi jack/speak-on connector. Weighing in at: 2.8kg (6lbs).



ARTISTS

Ashdown started life with the help and support of the world's most renowned Bass players and Bass retailers.

Regular communication with our family of artists helps us continue to innovate, whilst keeping us firmly in our place when it comes to all important tone, durability, longevity, which is why our artists have been with us in most cases for 15 years and sees new artists come on board weekly across the world.

Our custom shop is a place where we can really go to town from a selection of vinyl covering, choice of paints, grills, speakers, tubes and knobs.

So many artists choose Ashdown because of our global support. Service and artist relations is something as a small family business we pride ourselves on.

After 33 years of building bass amps, distributed in 68 countries, with the best partners in the world we remain at the cutting edge of BASS amplification. We are and always have been 'All About the Bass'.

www.ashdownmusic.com



Guy Pratt
Pink Floyd

Jack Daley
Lenny Kravitz



Jah Wobble
Various

Nick Harmer
Death Cab For Cutie

Cubbie Fink
Foster The People

Simon Mitchell
Young Guns



Bob Rutherford
Dallas Moore Band

Billy Kennedy
Frightened Rabbit

Shavo Odadjian
System of a Down

Nick Seymour
Crowded House

Matt Barnes
You Me at Six



Jeremy Pritchard
Everything Everything

Martin Blunt
The Charlatans

James LoMenzo
John Fogarty

Norman Watt-Roy
The Blockheads

Fred Sablan
Marilyn Manson

Eric Wilson
Sublime

Jon Lawhon
Black Stone Cherry



Elio Giordano
Various

Harry Collier
Kubb

Pascal Mulot
Various

Dougie Poynter
McBusted

Ross Macdonald
1975

Adam Richardson
Ramesses

Jon Stockman
Karnivool



Lukács

Rob Malone
David Gray

Gordon Moakes
Bloc Party

Bushers
Madness

JJ Burnel
The Stranglers

Will Farquarson
Bastille

Youth
Killing Joke



ARTISTS



Nate Mendel
Foo Fighters



Brian Ray
Sir Paul McCartney

James Johnston
Biffy Clyro



Pino Palladino
Various

Brian Marshall
Alter Bridge

Jeremy Davis
Paramore

Aaron Julison
Kid Rock



Nick O'Malley
Arctic Monkeys

Rob Lee
Pulled Apart by Horses

Stan Stammers
Theatre of Hate

Colin Greenwood
Radiohead



Tim Kingsbury
Arcade Fire

Adam Clayton
U2

Didz Hammond
DPT

Daniel P Carter
Various

Mark Gooday

"We consider our Ashdown artists as our ambassadors. They helped me start the company, without their knowledge, artistry, ear and most importantly friendship we wouldn't have the products we have today."

"I am thankful to names such as John Entwistle, Mark King, Nicky 'Twister' Owen (Bass Centre - London) and JJ Burnel to name but a few."

"The support and insight they gave us and the continued support we gain from our current line-up of players is imperative to our future success."

www.ashdownmusic.com



Ashdown bass amps make my kind of sense. They're as unique as the man that makes them, and as unique as my sound. I love 'em.
JJ Burnel
The Stranglers





ARTISTS



James Jamerson Jr
Various



Alex Jansen
Big Balls



Jake Figueroa
CroBot



Phil Hartley
Spaced



Tom McFarland
Jungle



Anze Langus Petrovic
Various



Ginger Pooley
Various



Rob Burns
Various



Lindsey Manfred
Sessions



Jimi Jimmi
Dead Sea Skulls



James Lavelle
UNKLE



Chuc Garric
Alice Cooper



Dave Hollingworth
Dorje



Herman Stephens
Rizzle Kicks



James Crofts
Various



Ed Poole
Bonnie Tyler



Bob Hilton
Veilside



The Viper Room



Jeff Ament
Pearl Jam



Dougie Payne
Travis



Luca Silvestri
Various



ARTISTS



Pete Griffin
Zappa



John Hassel
The Libertines



Mario
Serj Tankian



David Foral
Dirt Heads



Spencer Pollard
Trash Talk



Jaquo IIIIX
Various



Bruce Foxton
The Jam



Ohro
Various



Jerry Meehan
Robbie Williams



Rob Malarky
Various



Charlotte Kemp-Muhl
Ghost of a Saber Tooth Tiger



Nick Owen
Various



Chris Cain
We Are Scientists



Spider
Suciopero



Wag Marshall Page
The Invadels



Mike Duda
WASP




Horace Panter
The Specials



Nick Cates
3 Inches of Blood



Lester Salmins
George Ezra



Simon Francis
Ellie Goulding



Alex Lavine
Gaslight Anthem



Matt Round
Billy Bragg



Cas Lewis
Sunk Anansie



Jimmy Ashurst
Various



The Roxy



Tomomi Ogawa
Scandal



Justin Emord
Love & a 38.



Chris Curry
Sessions



Alex Moore
Teacher



E Purit
Sessions



Nathan Navaro
Various



Maurice Verloop
Various





ARTISTS



Nick O'Malley - Arctic Monkeys



ARTISTS



Nate Mendel - Foo Fighters



Ashdown Acoustic

Woodsman



WOODSMAN - Jumbo

WOODSMAN - Classic

WOODSMAN - Parlour

Designed for the new wave of acoustic performers, Ashdown Engineering announce the Woodsman family of amplifiers, combining traditional, beautiful wooden-cabinets with powerful modern features for live performance and recording.

With inputs for microphones and acoustic guitar, Woodsman amps are ideal for duos, or solo singer/guitar players, delivering pure, clear, acoustic tone and essential performance tuning features, including phase reverse and feedback eliminating notch filters.

Three compact models are available - 25W Parlour, 40W Classic and 65W Jumbo. Each model features a custom-designed 8" Celestion driver. The Classic and Parlour model also feature a horn for increased Full-range sound.

www.ashdownmusic.com

WOODSMAN - Jumbo

The flagship 65W Jumbo model adds yet more flexible features, including full 3-band EQ for the Mic Channel, enhanced reverb algorithms (including Hall and Spring settings) and a transparent effects loop for use with external devices.



WOODSMAN - Classic

The 40W Classic model builds on the Parlour, adding a Tone control for the Mic Channel, Active and Passive inputs on the guitar channel, phase reversal switch, notch filter and an XLR DI out for recording or connecting to a PA.



WOODSMAN - Parlour

The 25W Parlour model features a Mic Channel with independent volume control, guitar channel with volume, bass, mid and treble controls, studio-quality digital reverb and a master volume.



WOODSMAN - Preamp Pedal

The Preamp Pedal has a very simple but effective layout utilizing many of the features of the classic Ashdown Acoustic preamp. It includes a notch filter, high and low EQ rotary controls, balanced Di out as well as the Ashdown pre-shape feature.





ACCESSORIES

Ashdown Engineering

From the bedroom to the stadium, Ashdown builds a full range of high-performance bass amplification to suit all styles and levels of player.

To accompany you on your many adventures Ashdown Engineering provide a range of road ready accessories to ensure your rig sounds as good as it looks.



NM2

The NM2 effects pedal is a Dual Distortion Stereo effects device specifically designed for Nate Mendel of the Foo Fighters. This pedal has been designed from the ground up with Nate to ensure the ultimate pedal for Bass Distortion.

TOUR BUS 10

All the great TourBus features in a more compact package – the TourBus 10 features a 10W power stage and a 6.5" bass driver.

www.ashdownmusic.com

EFFECTIVE TONE

JLOHYPERDRIVE



In the LoMenzo Hyper Drive, a band of frequencies within the midrange of the bass signal is filtered out and the distortion effect is added only to this band. The filtered frequencies can be "tuned" to the precise range that gives the optimum effect.

DRIVE +

Ashdown's Bass Drive Plus pedal generates a wide range of bass distortion effects from a slight grunge through to no holds barred, high-gain overdrive.

DUAL BAND COMPRESSOR



Ashdown's Dual Band Compressor splits the signal into high and low frequency bands and applies compression separately to both – fast attack and decay for the high frequency and slow attack and decay for the low frequency or fundamental waveform of the note.

GRAPHIC DI



The pedal has a pre-shape option giving you that wonderful rich Ashdown tone and with the click of a switch you have the option of 12 bands of sound shaping control. This can be switched in and out for that particular sound you know and love. The addition of a DI output also means it is a perfect solution for bass players to tailor their tone directly through a PA system when required.

BASSOMETER



Finally, a tuner dedicated to the requirements of the bass player with a clear bright display and true bypass switching for on-stage use. The pedal is housed in a durable metal case and features an input level control with a trademark Ashdown VU meter that acts as a tuning indicator.



Footswitches

A range of latching pedals including a single, double and four-way. For use with Ashdown bass amps enabling users to expand the available features.

Merch & More

A range of T-Shirts, Hoodies, Hats and strings are available direct. Our NEW online store has loads of goodies for you from bass strings and t-shirts to hoodies and bags in all shapes and sizes.

Taking our online store to a new level is our service and spare parts section where you can get everything from knobs to logos.

Be sure to check out www.ashdownmusic.com for more info.



- TUNER PEDAL



The Tune-Up

Compact, precise and easy to use the Dr. Green Tune Up Pedal is a tuner for Guitar and Bass with true bypass switching and Mute enabled tuning. Housed in a robust custom steel housing and featuring heavy duty switching the Tune Up will endure life on the road or in the studio.

- COMPRESSION PEDAL



The Tourniquet

Made to keep things tight for those of us who like control over the attack of our tones, this pedal uses a simple 3 pot configuration, the Tourniquet reduces the blood flow, so to speak making sure the flow of the SPL is consistent whilst engaged.

- REVERB PEDAL



Bass Verb

The Dr. Green Bass Verb is one of the simplest pedals in the range, with the control of the wet or dry signal you can do with it what you want, from endless cathedral style reverb to nice tight subtle short plate style space's. It is simply a reverb pedal made for bass players.

- ENVELOPE FILTER



Doctors Note

Bringing funk back to the forefront of technology, well kind of... This pedal sounds as cool as it looks, full of huge traditional sonic envelope goodness.

- FUZZ PEDAL



Bearded Lady

The Bearded Lady employs vintage fuzz tones controllable via a 'Hi' and 'Lo' fuzz rotary controls making sure you don't lose any of your bottom end, whilst still maintaining those transient highs that define your tone.

- SUB OCTAVE PEDAL



OctaDose

Taking what we have learned from our very own tried and tested sub-harmonizer, originally included in our ABM range of bass amplifiers, we have put this into a small, mobile and very sexy looking pedal.