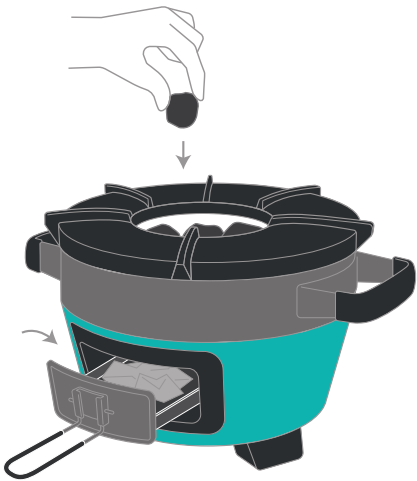


# BioLite JikoMalkia

## USAGE INSTRUCTIONS

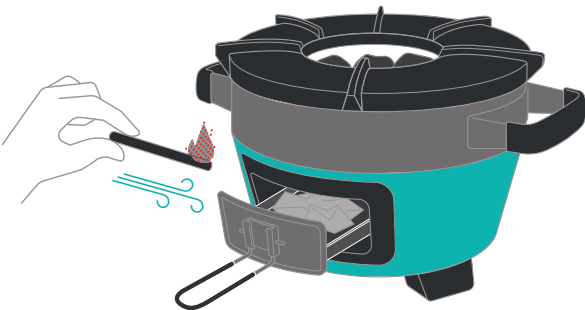
Use in a Well Ventilated Area



1

Load 2-3 pieces of charcoal into the combustion chamber.

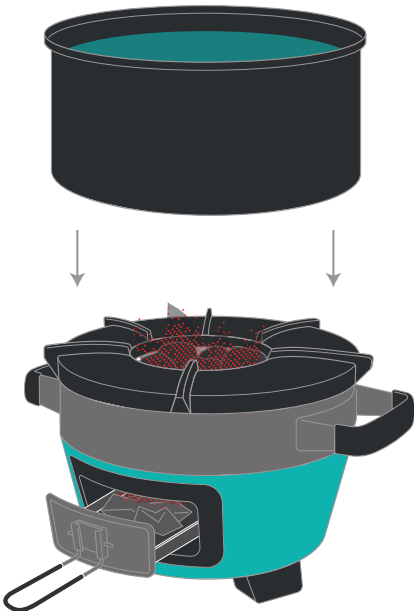
Add 2-3 balls of paper underneath the burn chamber inside the ash tray.



2

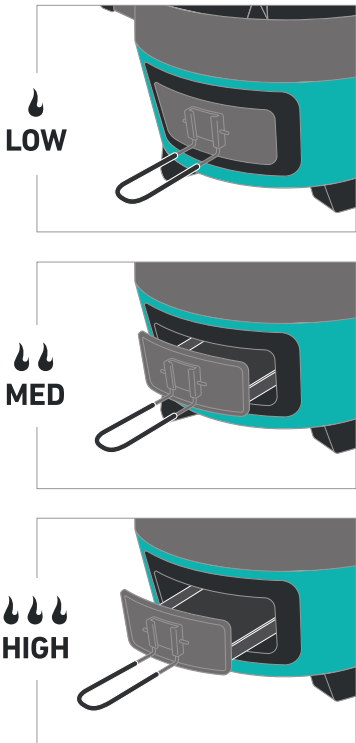
Light the paper and fan the flames. Keep the ash tray door open during lighting.

Once the charcoal is glowing, add more charcoal up to the jet holes.



3

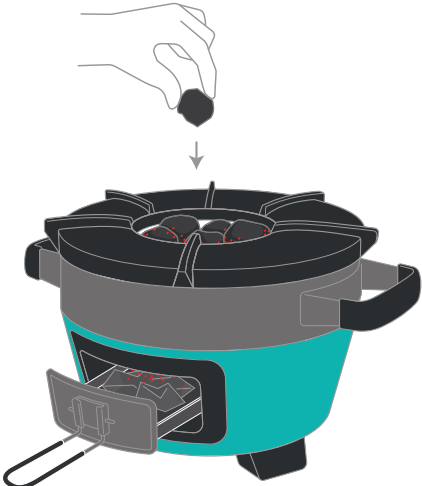
When all the charcoal is glowing, place your pot on top of the stove and start cooking.



4

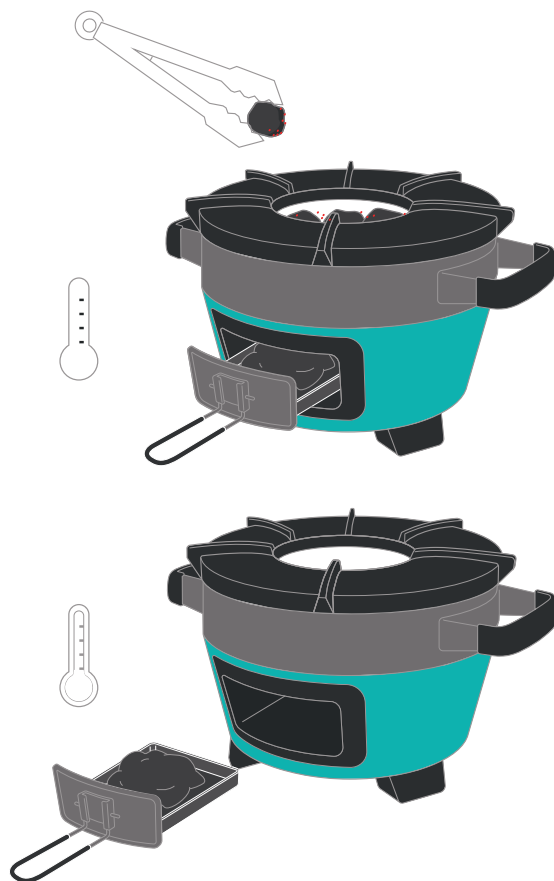
Adjust the heat level by adjusting the ash tray door.

For the hottest fire keep the door open. For lowest fire keep the door closed.



5

Refuel with more charcoal from top-down as needed.



6

When finished cooking, remove large pieces of charcoal with tongs and allow stove to cool.

Once the stove is cool, safely discard ashes.

**Do not let ashes build up in ash tray.**



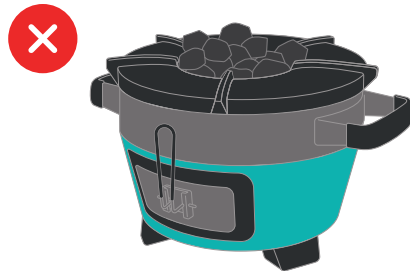
7

After each use, wipe down the stove with a dry cloth and oil the cast iron top with cooking oil.


Do not use any abrasive cleaners.



**Do not leave the stove in the rain. Do not extinguish fire with water.**



**Do not overfill charcoal above the inner edge of the cooktop.**



**Do not burn plastic, oil, kerosene, or wood.**