

PROTECT your BOATS and DOCKS from ICE

The Leader in Quality, Durability and Performance!

NO MORE OIL!!!
Now with
"Environmentally Friendly"
Synthetic Dielectric Lubricating Fluid
Non-Toxic • Biodegradable
Non-Bioaccumulating



TM

3-YEAR

Limited Warranty

Featuring a quick change power connection cord that allows for easy on-site replacement.

New more efficient motors for lower energy consumption.

ICE EATER


PARTS & ACCESSORIES



- 80001** Fits P250 (sm. blue)
80004 Fits P500 (yellow)
80000 Fits P750 (blue)
80003 Fits P1000 (green)



- Screen Kits**
SCA-100A Fits P570 & P1000
SCA-100B Fits F500
 Helps prevent damage due to debris (1 ea/kit)



- Brackets** (set of 4)
70100 Small - Fits P250 & P500
70200 Large - Fits P750 & P1000




- 50000** **Shackles** - 1/4" (set of 2);
 Made of stainless steel



- 50100** **Mooring Lines** - 3/8" x 25'; hollow braided polypropylene ropes



- Shrouds**
69010 Small - 10" x 12", Fits P500
69012 Large - 12" x 15", Fits P750 & P1000



- 90200** **Electrolysis Kit** - for areas of high salinity, high electrical current and/or warm waters



- Timers**
P1101 115V
T104P 230V
 24-hr repeating, 2 on/off settings per day; 2 sets of trippers



- 75000** **Dock Mount** - fits P750 & P1000
75001 **Dock Mount** - fits P500



- Thermostats**
 • plug & receptacle for inline use
KT16110 120V
 0°F - 80°F temperature range
KP16220 240V
 30°F - 110°F temperature range

Motor Assemblies



		Voltage	Cord Lengths (ft)
42511-25	.25-hp	115/230	25'
42511-50		115/230	50'
42511-100		115/230	100'
42511-150		115/230	150'
42511-200		230	200'
45011-25	.5-hp	115/230	25'
45011-50		115/230	50'
45011-100		115/230	100'
45011-150		115/230	150'
45011-200		230	200'
47511-25	.75-hp	115/230	25'
47511-50		115/230	50'
47511-100		115/230	100'
47511-150		115/230	150'
47511-200		230	200'
41011-25	1-hp	115/230	25'
41011-50		115/230	50'
41011-100		115/230	100'
41011-150		115/230	150'
41011-200		230	200'

• motor, cord, brackets, propeller, & zinc




- 90000** **Zinc Anode** - sacrificial; 1/2" dia; fits all models; comes with 9/64" short arm hex key



Power Cords

	Gauge	Voltage	Cord Length (ft)
12025	16/3	115/230	25'
12050	16/3	115/230	50'
12100	16/3	115/230	100'
12150	14/3	115/230	150'
12200	14/3	230	200'



MODELS

All models come with:

- 25', 50', 100', 150' & 200' quick change power cords; 200' in 230 volt only
- Two 25' x 3/8" hollow braided polypropylene lines with shackles

P250

- .25-hp
- Energy efficient, high quality motor
- 115 or 230 volt
- 2.5/1.25 amps,
- Single phase,
- 50/60 cycle
- Open diameter: 20' - 25'

- ◆ For individual boats & slips or light ice
- ◆ Very low power consumption

P500

- .5-hp
- Energy efficient, high quality motor
- 115 or 230 volt
- 6.5/3.25 amps
- Single phase
- 50/60 cycle.
- Open diameter: 40'

P750

- .75-hp
- Energy efficient, high quality motor
- 115 or 230 volt
- 6/3 amps
- Single phase
- 50/60 cycle.
- Open diameter: 60'

P1000

- 1-hp
- Energy efficient, high quality motor
- 115 or 230 volt
- 7/3.5 amps
- Single phase
- 50/60 cycle.
- Open diameter: 80'

- ◆ For large boats, marinas & heavier use
- ◆ Can be used in place of several smaller units

Note: Open diameter based on normal winter conditions

- **Ice Eater** de-icers are custom designed and engineered for maximum performance. Our units are designed to agitate fresh or salt water at maximum efficiency in all climatic conditions.
- Our energy efficient Ice Eater's will agitate more water than any de-icer on the market today.
- We ship UPS, FedEx, or motor freight.

BUY THE BEST. Specify an ICE EATER®



Dock Mounts

- Fits Power House, Inc. Ice Eater® models: .5-hp, .75-hp, & 1-hp
- Adjusts Ice Eater® angle in 20° increments from horizontal to vertical with full 360° positioning
- Steel mounting base, bale & pipe holder are all powder-coated twice to protect against corrosion
- Includes mounting base, bail with clevis pins & clips, pipe holder with bolts & nuts, plus tightening handle
- Maximum pole length is 6' to provide secure mounting & prevent pole from bending
- Connection pipe is not included (due to shipping limitations); 1" galvanized or stainless steel is recommended
 - ◆ stainless steel should be used for salt water applications
- Customer to provide appropriate lag screws or u-bolts to secure mount to dock, piling, pole or bulkhead



MODEL SPECIFICATIONS

All Models have the following:

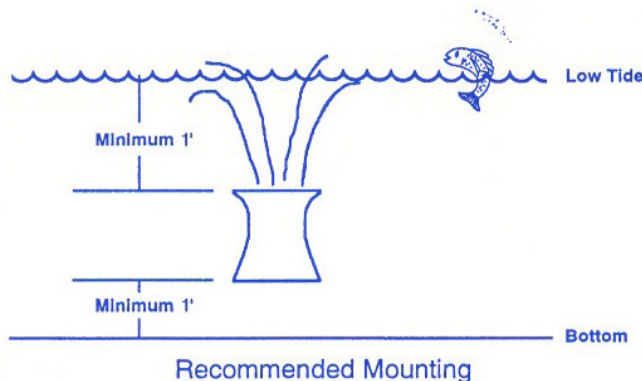
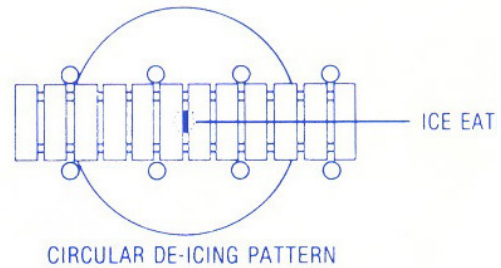
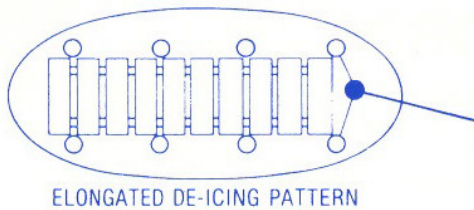
- Motor housing is constructed of 16 gauge 304 stainless steel and bronze endbell for corrosion free operation in fresh and salt water. Motor exceeds NEMA specifications and is UL and CSA compliant and C.E. certified.
- Motor shafts are 316 stainless steel, the best material for salt water application
- Permanent split capacitor ensures quick high torque and smooth operation, while producing the highest efficiency of a single phase induction motor. Motor and capacitor are matched for ultimate performance.
- Internal, heavy-duty, hard-faced mechanical seal with stainless components immersed in dielectric lubricating fluid. Additional double lip shaft seal for extra protection.
- Stator motor windings have double impregnation of baked insulating varnish.
- Two heavy-duty ball bearings provide support for the rotor while being cooled with dielectric type fluid.
- Sacrificial custom designed zinc is provided for conditions where electrolysis may be present.
- Propeller is custom designed for maximum thrust and performance. Propeller screws on shaft for easy removal and replacement.
- Twenty-five feet of 16/3 water and oil resistant cord with three prong molded plug is standard. Additional length cord available: 50', 100', 150' and 200'. 200' available in 230 volt only.
- Heavy-duty PVC custom brackets that attach motor to shroud. All stainless bolts and locking aircraft nuts are used.
- Performance certified tested at our facility for proper output and leaks before shipment.
- Best 3-year warranty in the market place
- Comes complete, just open the box, remove, and install
- Optional thermostat custom design turns Ice Eater on when needed. Ideal for unattended application.

The specifications as stated herein are the most current at the time of publication. However, consistent with the Power House Corporation's standard of continual product improvement, we reserve the right to change the design without notice or obligation on our part to modify any equipment previously sold or delivered.

• Note: There are a certain set of conditions under which no circulator can prevent ice damage such as ice that moves as a result of wind or current, extremely cold weather where ice freezes all the way to the bottom and in some cases where the bottom water temperature is the same as ice (very shallow water).

APPLICATION

PVC Housing design allows 5 different se-icing patterns.



Water Circulating Pump
E481181

The Power House, Inc. ICE EATERS® are currently in use from Maine to California, Canada to Texas. The Power House, Inc. equipment is also used in Scandinavia, Sweden, Northern Europe, and Great Britain.

With over 35 years experience and the only PATENTED DESIGN AND 3-YEAR WARRANTY in the industry, The Power House, Inc.'s energy efficient ICE EATERS® are your best protection against ice damage to boats, docks, and piers. Avid waterfowl hunters love the Ice Eater, too, eliminating the dilemma of trying to keep hunting waters open.



800.243.4741

info@thepowerhouseinc.com • www.iceeater.com

