

Instruction Manual for Puffasaurus Rex™ Inflatable Dinosaurs



Read through this entire instruction manual BEFORE using **Puffasaurus Rex**. We're dedicated to bringing you well-designed products that make living fun and easy. We stand behind all our products and warrant this to be free from defects in workmanship and materials.

For service claims or questions please consult our website ProtocolNY.com.

INFLATION/DEFLATION




Fig. 1

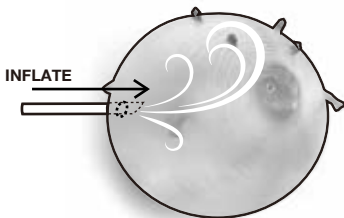


Fig. 2

To inflate, use the sharp end of the inflation straw to puncture the sealed round opening in the back of the balloon (Fig. 1). To inflate, blow air in until the balloon is inflated approximately 10" diameter (Fig.2). To seal the balloon, remove the straw. The balloon is self-sealing.

To deflate the balloon, re-open the balloon seal with the pointed straw and allow the air to flow out until the balloon has fully deflated to its original size (Fig. 3).

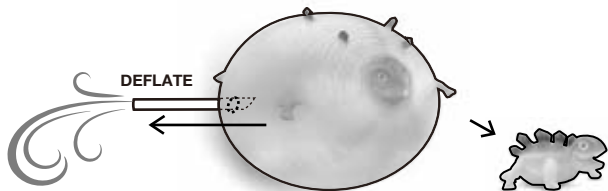


Fig. 3