













# PEDI.GIENE – SPA & BEAUTY APPLICATION CHART

PRODUCT	APPLICATION	DIRECTIONS	DILUTIONS	SAFETY	PPE
  Premium foot spa cleaner sanitiser 	Pedichairs 	Fill foot spa with water. Measure 50ml PEDI.GIENE and add to water. Turn on pump for 2 minutes. Turn off, drain and rinse clean.	NEAT	NON HAZARDOUS Safety: For prolonged contact, protection of the skin is recommended.	
	Foot Spa bowl (No pump) 	Fill bowl with water. Pour 50ml measured dose of PEDI.GIENE into the bowl, and wipe the surface clean. Allow to stand for a minimum of 2 minutes. Rinse and wipe clean.	NEAT	If irritant to breathe recommend the use of a breathing mask. 	
	Spray & Wipe 	Sanitiser Fill spray bottle with the appropriate dilution and apply by trigger spray to surface to be cleaned. Allow to penetrate soilage and simply wipe off.	<b>LOW STRENGTH</b> <b>1:20</b> (25ml in 500ml bottle) <b>HIGH STRENGTH</b> <b>1:4</b> (100ml in 500ml bottle)	<b>WARNING</b> Exclamation Mark - Irritant, dermal sensitiser, acute toxicity (harmful) not hazardous.	

If you have any questions, please contact **HY.GIENE® Australia Pty Ltd** Customer Service

Phone **1800 616 930** Email **sales@hygieneaustralia.com.au**