



PROFESSIONAL
NAIL SYSTEMS
COLOUR IT!

SOAK OFF GEL COLOUR

STEP BY STEP



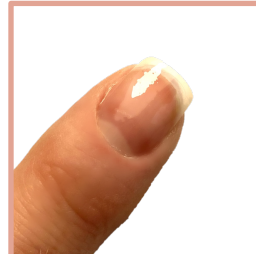
1) Prep the natural nail & remove shine. Remove all dust & debris.



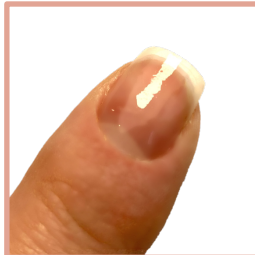
2) Apply dehydrator and allow to dry.



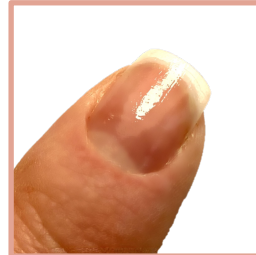
3)*If needed apply a thin layer of ultrabond primer.




4.1) Apply a thin even coat of base gel & cure or skip this step & do step 4.2 for problem nails.




4.2) Apply your base gel by "scrubbing" a small amount into the natural, then cure.




5) Dry brush the base gel for better adhesion of the colour coat.



6) Apply an even coat of your chosen colour. Cure 60secs



7) Apply a 2nd coat of colour if needed, cure 60secs.



8) Apply Shine It! Or Matt It! Cure 60secs

