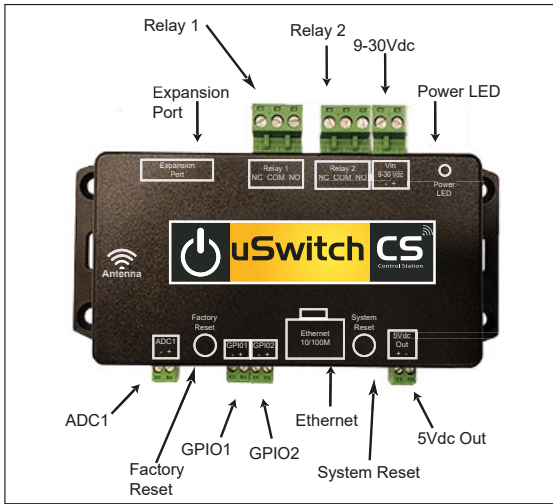
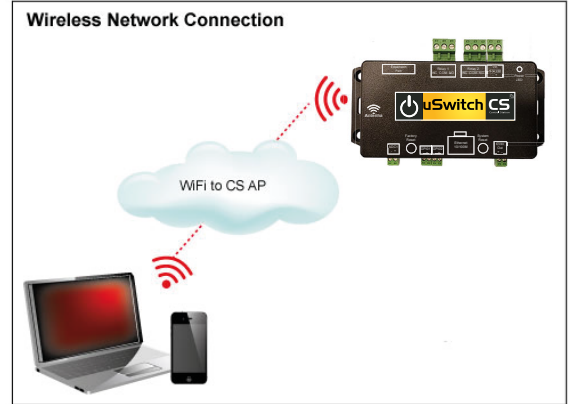


1



uSwitch CS can be connected to a DC power source in the range of 9-30Vdc. Connect an appropriate DC power supply to the + and - terminals in Figure 1 (regulated power supply recommended). The power supply should be rated to meet the operating current of the uSwitchCS™ (see appendix C for power specifications) along with any expansion modules that receive power from the uSwitch CS. As shown in the photo, the positive terminal is closest to the outside edge; the negative terminal closest to the relay 2 connector.

2

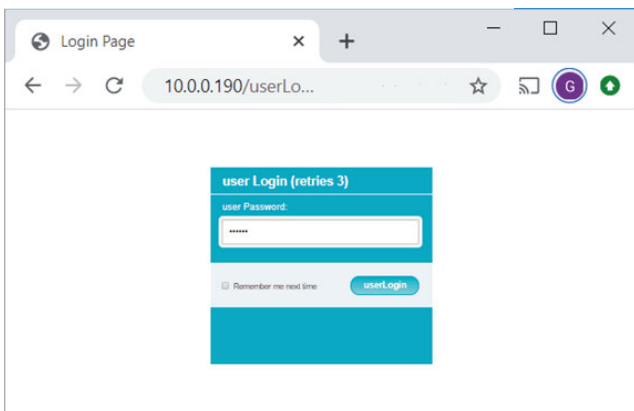


1. From the factory, uSwitch CS is configured to access point station (AP station) with SSID "uStationAP".
2. To connect to the uSwitch CS for the first time from your device, connect its Wi-Fi to the uSwitch SSID "uStationAP".
3. If the SSID is unavailable, press the system reset button and try again. Holding the firmware reset button for 5+ seconds will always restore to AP Station Mode and restore factory network and wireless settings. When all else fails, this allows you to get back to a known SSID / Passphrase and reestablish a connection.

3

4. Once your device's Wi-Fi adaptor is connected directly to the uSwitch CS APStation SSID. Open your browser of choice and enter the default IP address of the uSwitch CS control page, <http://192.168.4.1>.

5. The 'user Login' screen below should be displayed. The user name is admin and the password is admin.



4

6. Wait for the Control Center to load and start controlling your relays.

Control Center	uHaveControl™ Control Center		
Relay Settings	--- Device Status ---	--- Control ---	-- Options --
Digital Input Settings	Relay_1 (Low) Relay State: Low	<input type="button" value="Low"/>	<input type="button" value="Pulse"/>
Virtual Relay Settings	Manual: Idle		<input type="button" value="15 Seconds"/>
ADC Settings	Relay_2 (Low) Relay State: Low	<input type="button" value="Low"/>	<input type="button" value="Pulse"/>
Watchdog Settings	Manual: Idle		<input type="button" value="15 Seconds"/>
Network Settings	Temperature	<input type="text" value="70.54 °F"/>	
Date Events	Pressure	<input type="text" value="30.24 InHg"/>	
Event Schedule	Humidity	<input type="text" value="17.08% RH"/>	
Security Settings	APStation Connected /	<input type="text" value="06/15/19 09:24:22 AM"/>	
SMTPI>Email Settings			
Time/Date Settings			
Log Settings			
System Information			
Firmware/File Downloads			
System/Menu Settings			
User Manual			