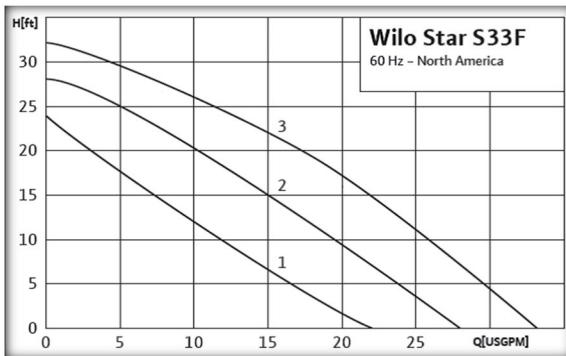


WFMSTAR 30-1 ISO



Specifications

Dimensions: 11 1/2" L x 5 1/2" W x 7 1/4" H

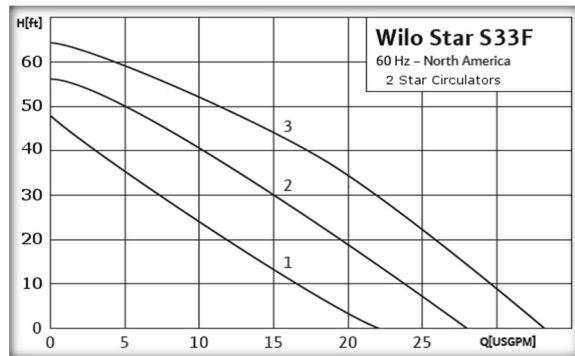

Center to Center: N/A (1" FPT)

Center to Wall: 2 1/4"

Electrical: Single Phase 60 Hz 230 volt
Low- 0.5 A Med- 0.7 A High- 0.9 A

Weight:
14 lbs.

WFMSTAR 30-2 ISO



Specifications

Dimensions: 11 1/2" L x 11" W x 7 1/4" H

Center to Center: 5 3/4" (1" FPT)

Center to Wall: 2 1/4"

Electrical: Single Phase 60 Hz 230 volt
Low- 1.0 A Med- 1.4 A High- 1.8 A

Weight:
29 lbs.

Office: 866-364-9460
Fax: 765-364-9462

e-mail: sales@flowcenterproducts.com
www.flowcenterproducts.com