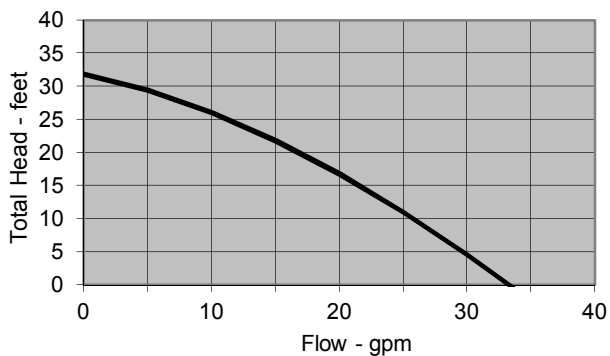


## GFMW/OC 99-1 ISO



\*Pump also available in Stainless Steel



### Specifications

**Dimensions:** 16" L x 11" W x 7 1/4" H

**Center to Center:** 5 3/4" (1" FPT)

**Center to Wall:** 2 1/4"

**Electrical:**

Single Phase 60 Hz 115 volt 2.15 amps

Single Phase 60 Hz 230 volt 1.07 amps

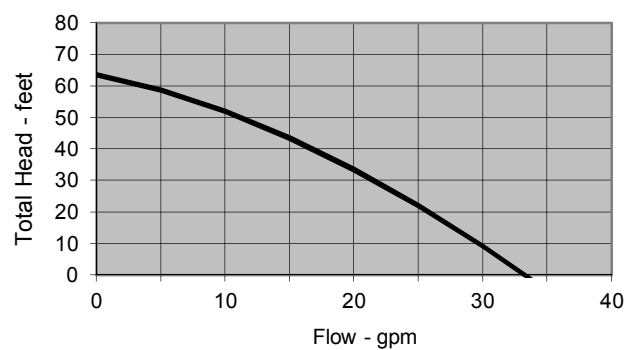
**Weight:**

27 lbs.

## GFMW/OC 99-2 ISO



\*Pumps also available in Stainless Steel



### Specifications

**Dimensions:** 16" L x 11" W x 7 1/4" H

**Center to Center:** 5 3/4" (1" FPT)

**Center to Wall:** 2 1/4"

**Electrical:**

Single Phase 60 Hz 115 volt 4.3 amps

Single Phase 60 Hz 230 volt 2.14 amps

**Weight:**

36 lbs.

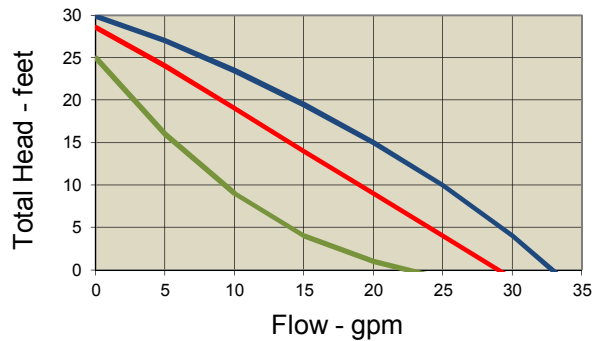
**Office:** 866-364-9460

**Fax:** 765-364-9462

**e-mail:** sales@flowcenterproducts.com

**www.flowcenterproducts.com**

## GFMW/OC 99-13 ISO



### Specifications

**Dimensions:** 16" L x 11" W x 7 1/4" H

**Center to Center:** 5 3/4" (1" FPT)

**Center to Wall:** 2 1/4"

**Electrical:**

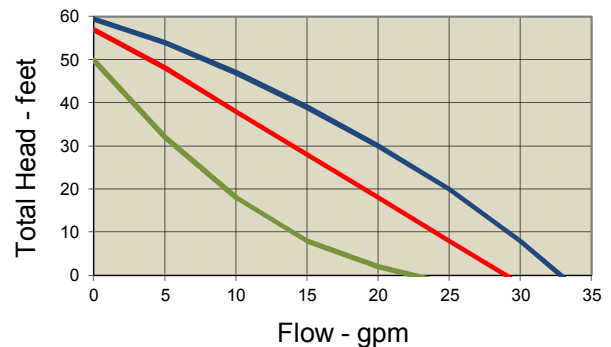
Single Phase 60 Hz 115 volt 1.8 amps

Single Phase 60 Hz 230 volt 0.9 amps

**Weight:**

27 lbs.

## GFMW/OC 99-23 ISO



### Specifications

**Dimensions:** 16" L x 11" W x 7 1/4" H

**Center to Center:** 5 3/4" (1" FPT)

**Center to Wall:** 2 1/4"

**Electrical:**

Single Phase 60 Hz 115 volt 3.6 amps

Single Phase 60 Hz 230 volt 1.8 amps

**Weight:**

36 lbs.

**Office:** 866-364-9460

**Fax:** 765-364-9462

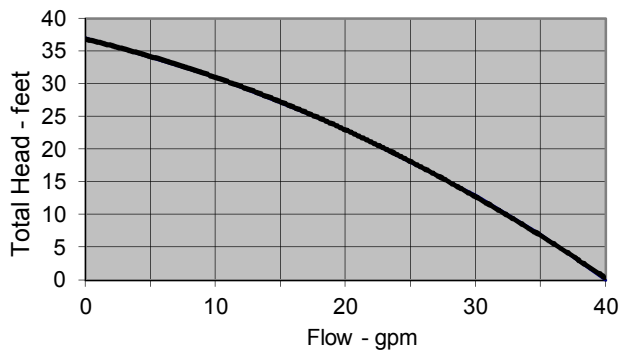
**e-mail:** sales@flowcenterproducts.com

**www.flowcenterproducts.com**

## GFMW/OC 116-1 ISO



\*Pump also available in Stainless Steel



### Specifications

**Dimensions:** 16" L x 11" W x 7 1/4" H

**Center to Center:** 5 3/4" (1" FPT)

**Center to Wall:** 2 1/4"

**Electrical:**

Single Phase 60 Hz 230 volt 1.8 amps

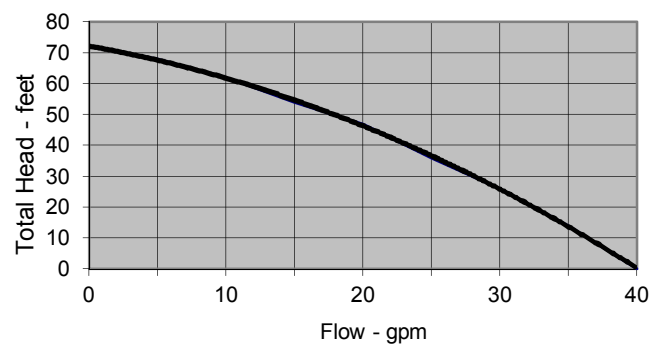
**Weight:**

27 lbs.

## GFMW/OC 116-2 ISO



\*Pumps also available in Stainless Steel



### Specifications

**Dimensions:** 16" L x 11" W x 7 1/4" H

**Center to Center:** 5 3/4" (1" FPT)

**Center to Wall:** 2 1/4"

**Electrical:**

Single Phase 60 Hz 230 volt 3.6 amps

**Weight:**

36 lbs.

**Office:** 866-364-9460

**Fax:** 765-364-9462

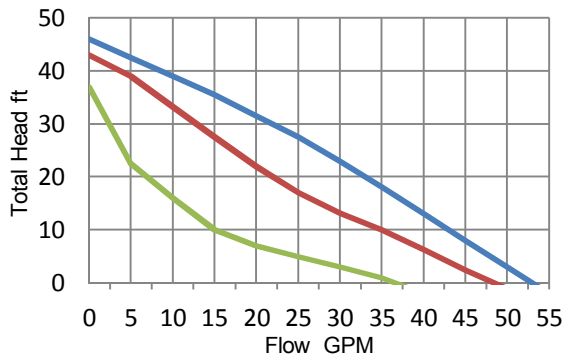
**e-mail:** sales@flowcenterproducts.com

**www.flowcenterproducts.com**

## GFMW/OC 150-1 ISO



\*Pump also available in Stainless Steel



### Specifications

**Dimensions:** 15" L x 11" W x 8 1/4" H

**Center to Center:** 5 3/4" (1" FPT)

**Center to Wall:** 2 1/4"

**Electrical:** Single phase 60 Hz  
 115v: Low-2.5 A, Med-3.1 A, High-3.5 A  
 230v: Low-1.2 A, Med-1.5 A, High-1.7 A

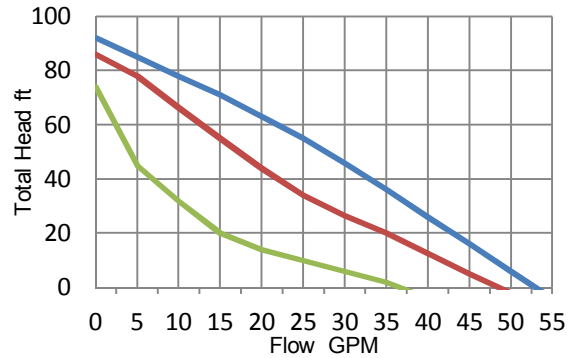
**Weight:**  
 32 lbs.

**Office:** 866-364-9460  
**Fax:** 765-364-9462

## GFMW/OC 150-2 ISO



\*Pumps also available in Stainless Steel



### Specifications

**Dimensions:** 15 7/8" L x 11 5/8" W x 8 1/4" H

**Center to Center:** 5 3/4" (1" FPT)

**Center to Wall:** 2 1/4"

**Electrical:** Single phase 60 Hz  
 115v: Low-5.0 A, Med-6.2 A, High-7.0 A  
 230v: Low-2.4 A, Med-3.0 A, High-3.4 A

**Weight:**  
 46 lbs.

**e-mail:** sales@flowcenterproducts.com  
**www.flowcenterproducts.com**