

ARMflo CIRCUIT BALANCING VALVES | CBV - VENTURI STYLE ½" TO 2" (DN15 TO DN50) | LEAD FREE, CERTIFIED TO NSF/ANSI 372 | SUBMITTAL

File No: 36.513
Date: JULY 31, 2015
Supersedes: 36.513
Date: SEPT. 26, 2011

Job: _____ Representative: _____
 _____ Order no.: _____ Date: _____
 Engineer: _____ Submitted by: _____ Date: _____
 Contractor: _____ Approved by: _____ Date: _____

MODEL NUMBER	QTY REQ'D	IDENTIFICATION	MODEL NUMBER	QTY REQ'D	IDENTIFICATION

TECHNICAL DATA

Connection: Model CBV-vs - Solder Joint
 Model CBV-VT - Threaded npt
 Model CBV-VB - Threaded bspp (ISO-228)
Maximum Working Pressure: 300 psi / 20 bar (PN20)
Operating Temperature Range: -4°F to 300°F (-20°C to 150°C)

NOTES

- Valves can be "line sized" for applications with 2 to 4 ft/sec (0.7 to 1.3 m/s) flow velocity for nominal pipe size.
- For valve sizing based on design flow, check the Range Chart and Flow Rate Ranges.
- All valves are furnished with PT Ports for differential pressure measurement across the venturi.
- Refer to Flow Rate Ranges for venturi Flow Coefficients.
- Do not attempt to use Range Chart or Performance Curves for flow measurement.**

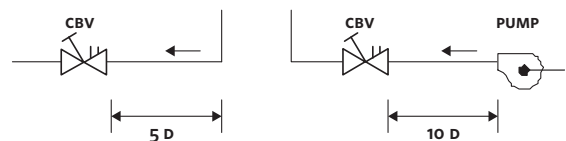
MATERIALS OF CONSTRUCTION

Body/Bonnet: Brass alloy cw617
Stem/Disc: Brass-c46500
Elastomers: EPDM (may contain silicone)
Handwheel: Reinforced Nylon; ABS

INSTALLATION

ARMflo circuit balancing valves provide excellent results when mounted directly to other fittings. However, for optimum accuracy, locate the valve:

- 5 pipe diameters downstream of a fitting.
- 2 pipe diameters upstream of a fitting.
- 10 pipe diameters upstream or downstream of a pump.



DIMENSIONS AND WEIGHTS

SOLDER JOINT CONNECTION

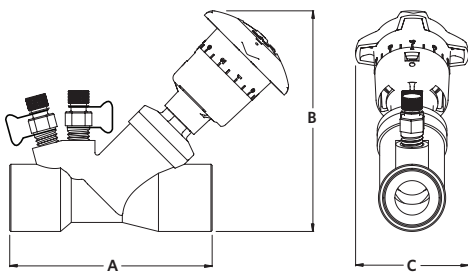
PIPE SIZE	MODEL	inches (mm)			WEIGHT lbs.(kg)
		A	B	C	
½" (DN15)	CBV050VSCR-LF	3.19 (81)	4.56 (116)	2.76 (70)	1.05 (0.48)
	CBV050VSCR				
¾" (DN20)	CBV075VSCR-LF	3.64 (93)	4.65 (118)	2.76 (70)	1.09 (0.49)
	CBV075VSCR				
1" (DN25)	CBV100VSCR	4.26 (108)	4.95 (126)	2.76 (70)	1.68 (0.76)
1¼" (DN32)	CBV125VSCR	4.94 (125)	5.40 (137)	2.76 (70)	2.26 (1.03)
1½" (DN40)	CBV150VSCR	5.67 (144)	5.60 (142)	2.76 (70)	3.22 (1.46)
2" (DN50)	CBV200VSCR	7.03 (179)	6.36 (162)	2.76 (70)	5.40 (2.45)

THREADED CONNECTION

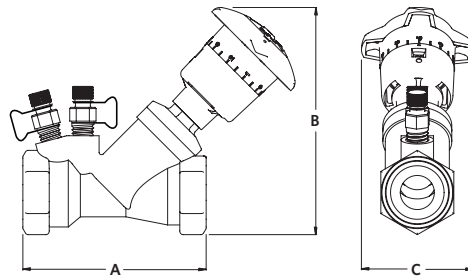
PIPE SIZE	MODEL	inches (mm)			WEIGHT lbs.(kg)
		A	B	C	
½" (DN15)	CBV050V(X)CR-LF	2.99 (76)	4.60 (117)	2.76 (70)	1.07 (0.49)
	CBV050V(X)CR				
¾" (DN20)	CBV075V(X)CR-LF	3.26 (83)	4.90 (125)	2.76 (70)	1.21 (0.55)
	CBV075V(X)CR				
1" (DN25)	CBV100V(X)CR	3.80 (97)	5.29 (135)	2.76 (70)	1.86 (0.84)
1¼" (DN32)	CBV125V(X)CR	4.32 (110)	5.60 (143)	2.76 (70)	2.34 (1.06)
1½" (DN40)	CBV150V(X)CR	5.07 (129)	5.90 (150)	2.76 (70)	3.49 (1.59)
2" (DN50)	CBV200V(X)CR	6.00 (153)	6.68 (170)	2.76 (70)	5.97 (2.46)

Note:

All dimensions are in inches (mm) and weights in lbs (kg)
Where Model (x) = Connection Type: T = NPT or B = BSPP (ISO-228)



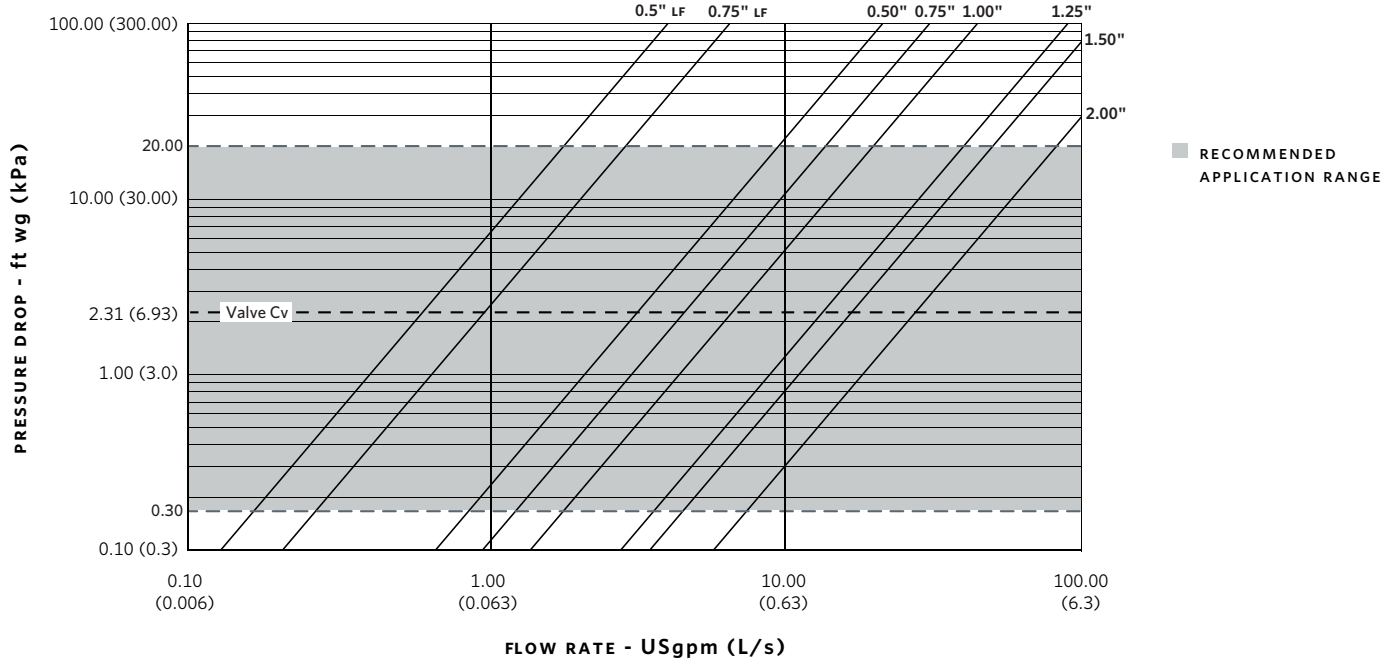
MODEL: CBV-VS ½" - 2" (DN15 - DN50)



MODEL: CBV-VT / CBV-VB ½" - 2" (DN15 - DN50)

RANGE CHART

CBV - 1/2" TO 2" HEAD LOSS (5 TURNS OPEN)



FLOW RATE RANGES

VALVE	SIZE		MINIMUM FLOW RATE		MAXIMUM FLOWRATE		VENTURI FLOW COEFFICIENTS	
	IMPERIAL	METRIC	Usgpm	L/s	Usgpm	L/s	Cv	Kv
CBV050V(X)CR-LF	½" LF	DN15 LF	0.26	0.02	1.98	0.12	0.69	0.59
CBV075V(X)CR-LF	¾" LF	DN20 LF	0.41	0.03	3.11	0.20	1.08	0.93
CBV050V(X)CR	½"	DN15	1.22	0.08	9.57	0.60	3.20	2.74
CBV075V(X)CR	¾"	DN20	1.99	0.13	13.76	0.87	5.21	4.47
CBV100V(X)CR	1"	DN25	4.57	0.29	22.97	1.45	12.01	10.29
CBV125V(X)CR	1¼"	DN32	6.17	0.39	38.00	2.39	16.19	13.88
CBV150V(X)CR	1½"	DN40	9.02	0.57	50.07	3.15	23.69	20.30
CBV200V(X)CR	2"	DN50	15.50	0.98	81.92	5.16	40.70	34.88

Note:
Where Model (x) = Connection Type: T = NPT, s = Sweat, B = BSPP (ISO-228).

TORONTO

23 BERTRAND AVENUE
TORONTO, ONTARIO
CANADA
M1L 2P3
+1 416 755 2291

BUFFALO

93 EAST AVENUE
NORTH TONAWANDA, NEW YORK
U.S.A.
14120-6594
+1 716 693 8813

BIRMINGHAM

HEYWOOD WHARF, MUCKLOW HILL
HALESOWEN, WEST MIDLANDS
UNITED KINGDOM
B62 8DJ
+44 (0) 8444 145 145

MANCHESTER

WOLVERTON STREET
MANCHESTER
UNITED KINGDOM
M11 2ET
+44 (0) 8444 145 145

BANGALORE

#59, FIRST FLOOR, 3RD MAIN
MARGOSA ROAD, MALLESWARAM
BANGALORE, INDIA
560 003
+91 (0) 80 4906 3555

SHANGHAI

NO. 1619 HU HANG ROAD, XI DU TOWNSHIP
FENG XIAN DISTRICT, SHANGHAI
P.R.C.
201401
+86 21 3756 6696

**MAKING
ENERGY
MAKE
SENSE™**