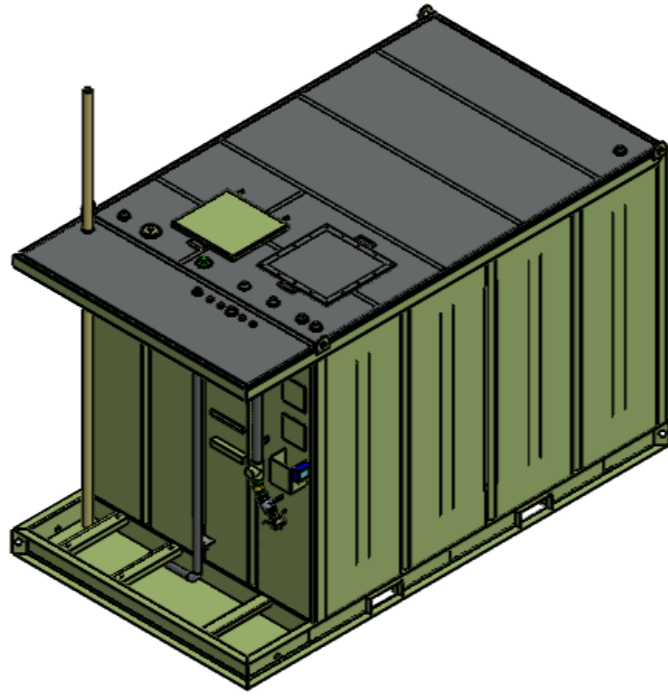
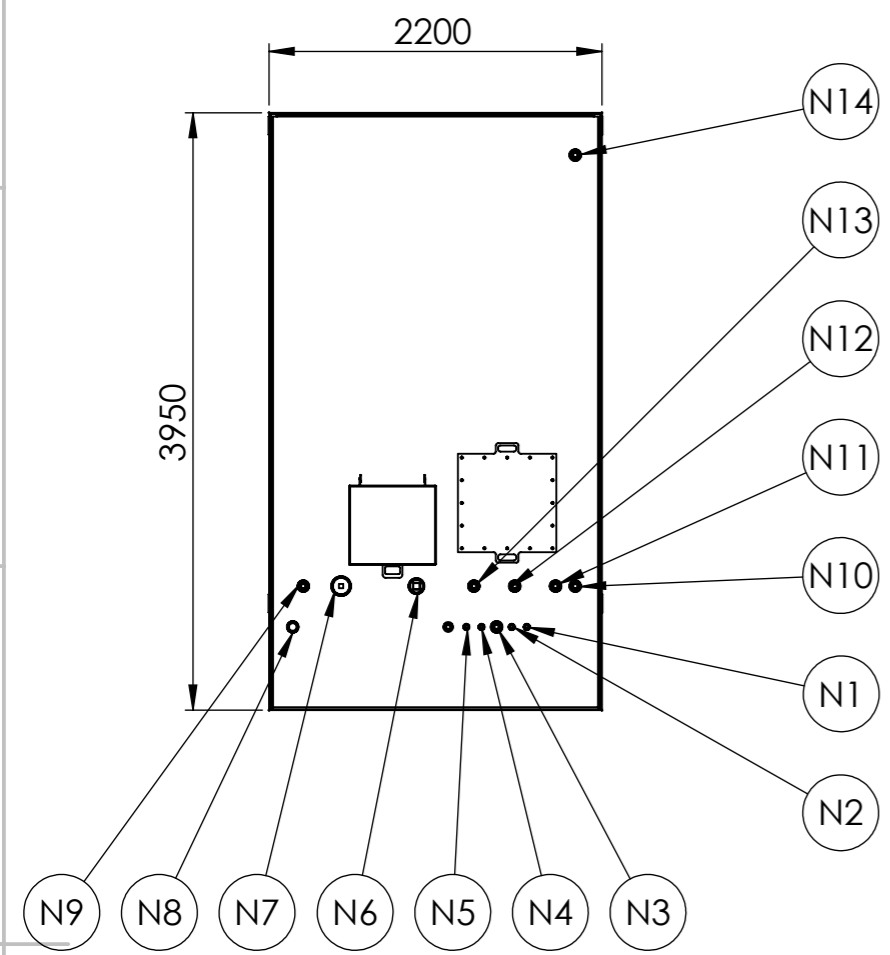


8 7 6 5 4 3 2 1

F

F



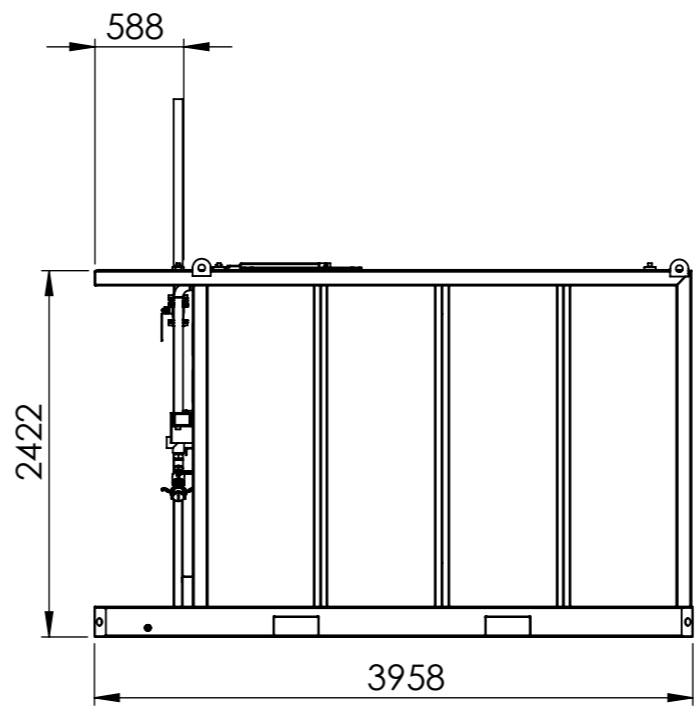
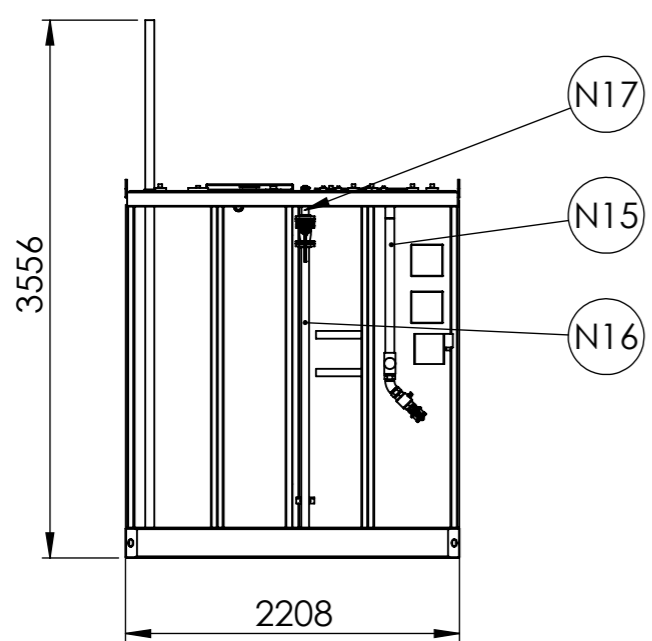
Nozzle Schedule		
Nozzle ID	Connection Type	Service
N1	DN32 - ISO4144 - BSP Spare Socket	Interstitial access
N2	DN32 - ISO4144 - BSP Spare Socket	Secondary Suction
N3	DN32 - ISO4144 - BSP Spare Socket	Open pump bay access
N4	DN32 - ISO4144 - BSP Spare Socket	Open pump bay access
N5	DN50 - ISO4144 - BSP Spare Socket	Open pump bay access
N6	DN80 - ISO4144 - BSP Spare Socket	Open pump bay access
N7	DN125 - ISO4144 - BSP Spare Socket	Open pump bay access
N8	DN50 - ISO4144 - BSP Spare Plug	Open pump bay access
N9	DN50 - ISO4144 - BSP Spare Socket	Open pump bay access
N10	DN50 - ISO4144 - BSP Spare Socket	Open pump bay access
N11	DN50 - ISO4144 - BSP Spare Socket	Open pump bay access
N12	DN50 - ISO4144 - BSP Spare Socket	Open pump bay access
N13	DN50 - ISO4144 - BSP Spare Socket	Open pump bay access
N14	DN50 - ISO4144 - BSP Spare Socket	Interstitial access
N14	DN50 - ANSI 150 - FLANGE	Primary fill spool
N15	DN50 - ANSI 150 - FLANGE	Primary suction spool
N17	DN50 - ANSI 150 - FLANGE	Primary Prime Point

D

D

C

C



B

B

Customer Sign Off

Name: _____ Company: _____ Position: _____ Signature: _____

PETRO INDUSTRIAL Factory 2, 106 Potassium street
PO Box 407
Narangba QLD 4504
p: 07 3204 9558
e: sales@petroindustrial.com.au

COPYRIGHT NOTICE
This drawing remains property of Petro Industrial Pty Ltd and is not intended for distribution

REV	DATE	REVISION DESCRIPTION	CHKD	APPR	REFERENCE DRAWING No.	REFERENCE DRAWING	All dimensions are in mm unless specified otherwise Drawn to AS1100.101-1992		TITLE: Sheet1	THIRD ANGLE PROJECTION	
								MATERIAL:	DRAWN BY:	CHECK DRW:	DRAWING SIZE: A3
								FINISH:	CLIENT:	PROJECT NO:	SCALE 1:50
								PAGE: 1 OF 1			DRAWING NUMBER: PSO13
											REV.

A

A

8 7 6 5 4 3 2 1