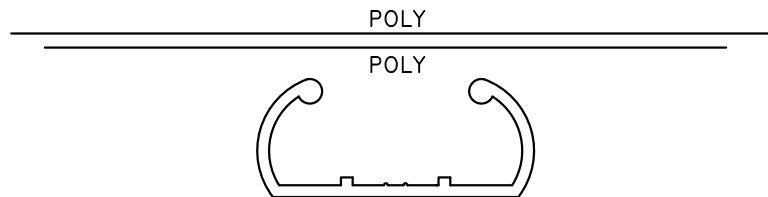


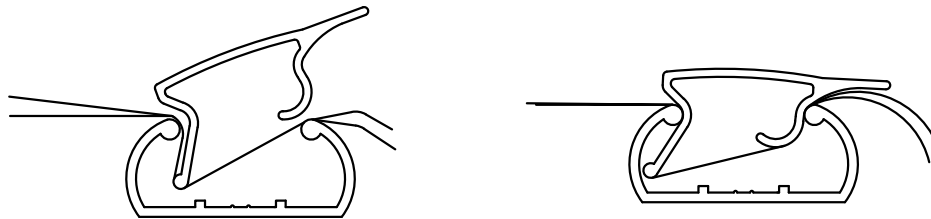
INSTALLATION OF POLY COVERING WITH TUBE LOCK

1. APPLY THE POLY FILM (ONE OR MORE LAYERS) OVER THE PREVIOUSLY INSTALLED TUBE LOCK.



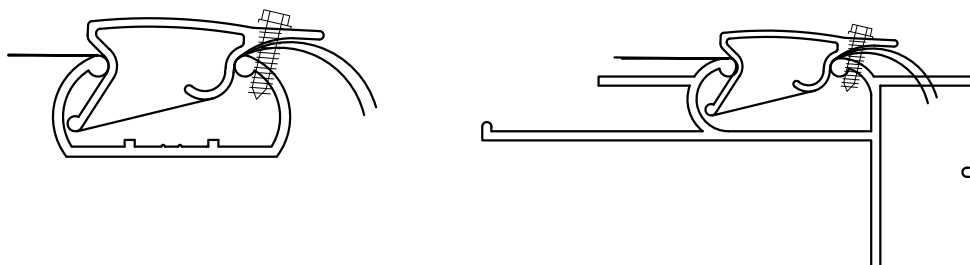
DETAIL 1

2. INSERT THE LONG LEG OF THE CAP FIRST. KEEP IT NEXT TO THE INFLATED SIDE OF THE COVERING.



DETAIL 2

3. TEK SCREW THE TUBE LOCK CAP TO THE BASE OR ARCH END COMBO WITH A 10-16 X 3/4" TEK SCREWS AT EACH END. TO INSTALL STRAIGHT 6' TUBE LOCK CAPS ON ARCHED SEGMENTS, FIRST SCREW IN ONE END AND WITH THE USE OF A MALLET, WORK YOUR WAY AROUND THE ARCH TO ACHIEVE THE REQUIRED CURVATURE.



DETAIL 3