




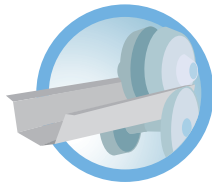
Conley's Superstar Series 3000 – Offering growers a unique combination of **increased strength** at extremely **affordable** prices.

Proven to be stronger, lighter and less expensive than the materials traditionally found in greenhouses, the ROLL-FORMED components of the Superstar Series 3000 are additionally much simpler and efficient to build in every aspect.

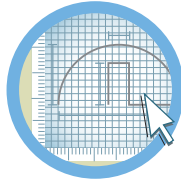
This structure can be fitted with roof vents, side wall vents, fans, heaters, shade/heat retention systems, benches and much more, making it a fully functioning greenhouse.



Cantilevered Gutter



ROLL-FORM



Customization

Main Features

- Superior ROLL-FORM arches, purlins and gutters ensure unmatched structural integrity
- Large, easy-to-walk-in gutters are lapped one into the other and cantilevered for increased strength
- 4' arch spacing ensures maximum strength and reliability
- Arch to gutter adapters connect to the bottom of the gutter for optimum weight distribution
- Aluminum end wall combination creates a flashing for end wall and roof coverings
- Components are shipped pre-punched and cut to length; simplifying the installation
- ROLL-FORM components nest one into the other during shipment, substantially reducing freight costs



Sizing

Widths: 18', 21' and 24'

Under Gutter Heights: 8', 10', 12', 14'

Loading

This structure is engineered to meet a standard 12 LB live load 85 mph wind per the International Building Code (IBC).

Want more information about the Series 3000 Greenhouse? Call our greenhouse experts today! (800) 377-8441
www.conleys.com

