

A HEALTHY START TO YOUR DAY  
BEGINS WITH ***YOUR SLEEP***

Our comprehensive product line is designed to ensure that every night is a restful one.

INNOVATIVE MATTRESSES • ADJUSTABLE BASES • UPHOLSTERED BED FRAMES  
LUXURY PILLOWS • PROTECTIVE BEDDING • SHEETS

[southbayinternational.com](https://southbayinternational.com)

**SOUTH BAY**  
• INTERNATIONAL •  
BUILDING BETTER SLEEP BRANDS

# 2024 WINTER COLLECTION

**SOUTH BAY**  
• INTERNATIONAL •  
BUILDING BETTER SLEEP BRANDS

DEDICATED TO THE

# DREAM

As pioneers of the “Bed in a Box” concept, we have remained passionate about creating the best sleep products on the market since we opened our doors in 1993. As one of the largest mattress and adjustable base factories in the world, South Bay International is a one-stop-shop from development to delivery. With state-of-the-art equipment, multiple warehouses, in-house labs, product testing centers and a live customer call center, we sleep better knowing that our products are built around the very best quality, value and service in the industry.

## Quality

Detail is always top of mind. To create and deliver the highest quality products, we pay attention to the smallest details and operate our own memory foam and adjustable base manufacturing facilities.

## Value

Getting a great night’s rest shouldn’t cost a fortune. Our in-house product development team focuses on individual sleep solutions to deliver an extensive line of products at an exceptional value.

## Service

Helpful service shouldn’t stop at the point of sale. Our friendly customer service staff is trained to help our customers in every detail of our products. If you have a question, don’t hesitate to ask.



## TABLE OF CONTENTS

Our Capabilities .....	2
Warranties.....	4
Mattresses .....	6
Adjustable Bases .....	36
Upholstered Bed Frames .....	52
Luxury Pillows .....	58
Pillowcases .....	64
Sheets .....	66
Protective Bedding .....	68
Bedding Bundles .....	72
Accessories.....	74
Scott Living.....	78
Sustainability.....	82
Contact.....	83

# OUR CAPABILITIES

At South Bay International, we are committed to creating value for our customers, from the products we design and manufacture, to the service we provide. We offer both turn key and private label sleep solutions for our retail and OEM partners.

## RESEARCH & DESIGN

Our team is dedicated to creating the most cutting-edge, technology-supported products and award-winning patents to keep up with industry trends.

## MANUFACTURING

With over 755,000 square feet of warehouse space, we have one of the largest mattress and adjustable base factories in the world. We take ownership in every step of the manufacturing process from raw materials to the finished product for the highest quality control. All of our products are rigorously tested to guarantee compliance with industry guidelines and the high standards of South Bay International.

## PRICING & DISTRIBUTION

We offer domestic and factory direct competitive pricing as well as domestic warehousing with nationwide direct-to-consumer dropship capabilities. Customer convenience is a priority, which is why we offer white glove delivery and in-home setup options. Most mattresses are rolled and compressed for quick and easy delivery via FedEx or UPS.

## CUSTOMER SUPPORT

We put our customers first. Our friendly and knowledgeable customer service team and nationwide service technicians are available to every customer and end-user via customer service support. Manufacturer's limited warranties apply and Furniture Medics are available nationwide.

## SHIPPING

- Dropship FedEx, White Glove or Freight Forwarder
- Dropship at socialized rates for the contiguous United States

## BECOMING A DEALER

- Sign up for an account at SouthBayInternational.com
- Complete vendor forms
- Upload a copy of your business license

## PLACING ORDERS

- No minimum order quantities
- We accept orders on SouthBayInternational.com
- Sign in to your user account
- Add items to the cart and complete the checkout process
- For Dropship orders:
  - Bill-To Information: Dealer information
  - Ship-To Information: Information of customer you wish to Ship-To

## ORDER PROCESSING

- Orders are processed Monday-Friday
- All completed orders received before 11:00 AM PST will be processed and shipped same day
- Closed Saturdays, Sundays and major Holidays

## DELIVERY TIMES

- FedEx Ground: 1-7 business days for most zip codes in the contiguous United States
- White Glove: 2-4 weeks for most zip codes in the contiguous United States
- South Bay International is not responsible for any carrier delays due to unforeseen events, weather, peak seasons or closures

# WARRANTIES

South Bay International warrants that products are free from defects in workmanship and materials and will remain serviceable under normal use for the limited warranty period, from the date of delivery to the consumer, subject to specific limitations and expectations subsequently set forth in the limited warranty.

## MATTRESSES: 10-YEAR LIMITED WARRANTY

This limited warranty covers any deterioration in the materials that causes the mattress to have a visible indentation greater than three-fourths (3/4) of an inch, not associated with a sag in the foundation, slats, box springs, or platform. It also covers any physical flaw in the mattress that causes the material to split or crack despite normal usage and proper handling. Should the product develop defects for reasons other than misuse or neglect within the limited warranty period, South Bay International guarantees that this mattress will be replaced or repaired at our option, without cost to you, should it be deemed defective because of faulty workmanship, or structural defects, excluding the specific limitations contained herein. The customer is responsible for returning the product to the manufacturer. All transportation costs are the responsibility of the purchaser.

## ADJUSTABLE BASES: 10-YEAR LIMITED WARRANTY

### FULL 1-YEAR WARRANTY

During the first year, South Bay International will repair or replace, at no cost to the original purchaser, any defective part. This includes all authorized labor and transportation costs incurred with the repair or replacement of any parts found to be defective.

### 2-YEAR MOTOR WARRANTY

The Adjustable Base has a two-year full replacement warranty for parts, labor and transportation of the motor should the motor(s) fail.

### 5-YEAR WARRANTY

During year 2 through year 5, from the original purchase date, South Bay International will replace any bed part, to the original purchaser, found to be defective. The part must be returned within fourteen (14) days of receipt of the replacement part(s) or purchaser may be subject to charges for said part(s) to include, but not limited to freight charges. Liability of South Bay International is limited to the replacement of the defective part or parts ONLY with purchaser responsible for all service, installation and transportation costs of said part(s).

### 10-YEAR LIMITED WARRANTY

During year 6 through year 10 from the original purchase date, South Bay International will replace, per the terms and conditions set forth in this paragraph, any bed part found to be defective. Purchaser shall pay 1/180 of the current replacement cost of the defective part multiplied by the number of months, after the fifth (5th) year, from the original purchase date. This warranty applies only to replacement part(s). Purchaser may be subject to charges for said part(s) to include, but not limited to, freight charges. Liability of South Bay International shall be limited to the replacement of the defective part(s) only with purchaser responsible for all service, installation and freight costs of said part(s).

## TOPPERS: 3-YEAR LIMITED WARRANTY

This limited warranty covers any deterioration in the materials that causes the topper to have a visible indentation greater than three-fourths (3/4) of an inch, not associated with a sag in the mattress, foundation, slats, box springs, or platform. It also covers any physical flaw in the topper that causes the material to split or crack despite normal usage and proper handling. Should the product develop defects for reasons other than misuse or neglect within the limited warranty period, South Bay International guarantees that this mattress will be replaced or repaired at our option, without cost to you, should it be deemed defective because of faulty workmanship, or structural defects, excluding the specific limitations contained herein. The customer is responsible for returning the product to the manufacturer. All transportation costs are the responsibility of the purchaser.

## PILLOWS: 3-YEAR LIMITED WARRANTY

The pillow is guaranteed to return to its original, or the product will be replaced. The manufacturer is not responsible for damage caused by improper care or handling. Pillow should be returned with original dated proof of purchase to South Bay International. All transportation costs are the responsibility of the purchaser.

## SHEETS: 3-YEAR LIMITED WARRANTY

The limited warranty does not include fading, ripping, pilling, or shrinkage and is not valid where there is evidence of unsanitary conditions. In the event identical materials are not available to be used in the replacement for the product, we the manufacturer, reserve the right to substitute other materials of equal or greater quality. The customer is responsible for returning the product to the manufacturer. All transportation costs are the responsibility of the purchaser.

## PROTECTIVE BEDDING: 5-YEAR LIMITED WARRANTY

The limited warranty does not include fading, ripping, pilling, or shrinkage and is not valid where there is evidence of unsanitary conditions. In the event identical materials are not available to be used in the replacement for the product, we the manufacturer, reserve the right to substitute other materials of equal or greater quality. The customer is responsible for returning the product to the manufacturer. All transportation costs are the responsibility of the purchaser.

## BED FRAMES: 1-YEAR LIMITED WARRANTY

Should the product develop defects for reasons other than misuse or neglect within the limited warranty period, South Bay International guarantees that this bed frame will be replaced at our option, without cost to you, should it be deemed defective because of faulty workmanship, or structural defects, excluding the specific limitations contained herein. In the event identical materials are not available to be used in the replacement for the product, we the manufacturer, reserve the right to substitute other materials of equal or greater quality. The customer is responsible for returning the product to the manufacturer. All transportation costs are the responsibility of the purchaser.

## ADDITIONAL TERMS & CONDITIONS

This limited warranty is valid only to the original purchaser of the product. You must provide proof of purchase for any limited warranty claim. Warranties are made only to the original retail purchaser and do not cover merchandise purchased or used, secondhand, or distressed. Proof of purchase and an image of the defect is required when placing a claim. A receipt or canceled check can serve as proof of purchase.

## THE LIMITED WARRANTY DOES NOT APPLY:

- When product failure due to causes other than defective workmanship or materials.
- If the product is showing normal wear and tear.
- If the product is used for commercial purposes.
- If the purchaser does not produce proof of purchaser.
- If the product is found to be unsanitary.
- If the recommended weight restrictions are exceeded.
- To damage resulting from misuse or abuse caused by the purchaser.
- To damage caused by the repairs or parts replacement by an unauthorized person
- If the product has been mishandled (including during shipping), subject to physical abuse or an improper power supply, or otherwise operated in a manner inconsistent with procedures outlined in the owner's manual and warranty.
- To damage to mattresses, bedding, cables, electrical cords, or accessories supplied by dealers.
- To modification of the product without prior written consent by South Bay International.
- To costs for unauthorized service calls for the purpose of educating the consumer about the product or locating properly functioning power outlets.
- Failure to follow the manufacturer's use and care instructions may void the limited warranty.

All implied warranties shall be limited to the period of this limited warranty unless otherwise required by applicable federal or state law. Some states do not allow limitations on how long a limited warranty lasts, so consequently, the limitations may not apply. All warranties contained herein shall not apply if the product or cover has been physically damaged, burned, cut, torn or is abnormally soiled or unsanitary. The manufacturer reserves the right to refuse service when the product is found to be stained, soiled or in unsanitary conditions. South Bay International does not warrant against mold. Please note that memory foam, latex foam and polyurethane foam should never get wet or be kept in an environment with excessively high humidity. South Bay International does not warrant products to be suitable for any medical conditions, medical assistance or that it will protect the user against bacteria, viruses or other organisms.



## GLOSSARY

### **CERTIPUR-US**

The verified seal indicates that the product has low VOC (Volatile Organic Compound) emissions, and is made without ozone depleters, heavy metals, formaldehydes, or phthalates regulated by the Consumer Product Safety Commission. The product is made without PBDEs, TDCPP or TCEP flame retardants.

### **STANDARD 100 BY OEKO-TEX**

The certification indicates that textile and materials have been tested to ensure the absence of banned substances, such as Azo colourants, formaldehyde, pentachlorophenol, cadmium, nickel, and harmful chemicals, even if they are not yet legally regulated.

### **MEMORY FOAM**

The substance reacts to body temperature and weight, providing personalized contouring and pressure relief. It controls motion transfer between sleep partners and is highly resistant to bacteria, mold and dust mites.

### **BAMBOO CHARCOAL MEMORY FOAM**

The bamboo charcoal is naturally hypoallergenic and is known for its moisture and odor control properties. It creates a cooling effect similar to gel, regulating temperature variations throughout the night.

### **GEL MEMORY FOAM**

Providing all of the comfort and support benefits of traditional Memory Foam, the gel material feels cooler in comparison and distributes warmer temperatures to reduce overheating.

### **AIR RIDGE FOAM**

Also known as “Convuluted Foam”. Air Ridge Foam is designed with foam peaks and valleys, that create a lighter, more breathable foam. It offers additional support and reduces motion transfer.

### **COPPER GEL MEMORY FOAM**

Copper is recognized as an essential mineral providing health benefits like increased collagen production, energy levels, and iron absorption. Copper also prevents growth of bacteria and other microbials for a clean, peaceful night’s rest. Bits of gel were added for a cooling factor.

### **LATEX**

Latex provides a buoyant and conforming push-back similar to coil mattresses. Derived from natural resources and inherently hypoallergenic, latex has the most breathable cell structure and temperature neutral properties compared to any other sleep surface

### **EDGE SUPPORT**

Provides a stable sitting edge, 20% more sleeping surface, and extends the life of the mattress.

### **AIR CHANNEL BASE**

1” grooves are cut into the foam to circulate air while releasing absorbed heat.

### **FLEX-AIR CHANNEL BASE**

1” grooves are cut into the foam to circulate air while releasing absorbed heat. Articulated cuts have also been added to the bottom of the mattress, providing additional flexibility when paired with an adjustable base.

### **REACTIVE FOAM**

Revolutionary foam that provides a buoyant push-back similar to a latex-like material.

# MATTRESS OWNERSHIP GUIDE

## SETTING UP YOUR MATTRESS

Remove any existing mattress out of the way and place the bag containing the new mattress on top of a continuously solid surface, such as an adjustable base or a flat foundation, before opening. Do not use sharp objects or box cutters to open the plastic, doing so may cause the mattress to be cut or sliced.

After all packaging has been carefully removed, it is safe to sleep on the mattress right away.

If your new mattress is compressed and rolled, the mattress may have slight indentations and may take up to 72 hours for the mattress to fully expand and return to its original shape. Body heat and sleeping on the mattress will help the mattress expand faster.

## MATTRESS PACKAGING AND THE NEW MANUFACTURED SMELL

We compress and roll our mattresses for ease of transport. This process consists of compressing the mattresses to approximately 2-4 inches and then rolling. Because the mattresses are newly made, the new foam smell is captured within the bag and does not have a way to ventilate until after the mattress has been opened. If you are sensitive to this smell, make sure the room is well ventilated and do not add sheets or blankets; the smell will dissipate within 24 hours.

## NEW TO SLEEPING ON A MEMORY FOAM, LATEX, OR COIL MATTRESS

If you are new to sleeping on memory foam, latex and/or coil materials, you will need to allow yourself an adjustment period of 60-90 days. Memory foam contours to your body and responds to your body heat. When your body temperature and/or room is warm, the memory foam becomes softer and when your room is cold, memory foam becomes firmer. This offers a very different sleeping surface than a traditional spring mattress. Please allow yourself the appropriate amount of time to adjust. You will reap the rewards of a good night's sleep by making this transition.

# MATTRESS CARE INSTRUCTIONS

- Do rotate your mattress to give uniform wear to the sleeping surface.
- Don't stand or jump on the mattress.
- Don't leave folded or bent for long periods of time.
- Don't allow excessive moisture to saturate the mattress. If liquid is spilled on the mattress, remove cover immediately and blow dry. Allow the area to air dry before covering with the mattress cover.
- The only way to protect your mattress from liquid spills is by using a waterproof mattress protector; liquid damage does not qualify for a warranty replacement.
- For best results, spot clean or dry clean your mattress cover. If your mattress cover is marketed as machine-washable you may wash on a gentle cycle and tumble dry without heat.

at a glance

Comfort Scale



Sleeper Type

BACK  
STOMACH

Hypoallergenic & Antimicrobial

Machine Washable Zip-Off Cooling Cover

Non-Skid Bottom Fabric

gel infused memory foam



- 1" Gel Air Memory Foam
- 2" Air Ridge Foam
- 3" Air Ridge Foam



## 6" ESSENTIALS

The 6" Essentials Mattress keeps you supported and comfortable while you sleep. The top layer contains 1" Gel Air Foam, a breathable gel-infused memory foam that produces a temperature-neutral sleep surface. The following two layers consist of Air Ridge Foam combined for 5" of additional air flow, cushioning, and support. All layers blend harmoniously for a good night's rest.

SIZE	SKU
Twin	6ESS-T
Full	6ESS-F
Queen	6ESS-Q



at a glance

Comfort Scale



Sleeper Type

- BACK
- SIDE
- STOMACH

Hypoallergenic & Antimicrobial

Machine Washable Zip-Off Cooling Cover

Non-Skid Bottom Fabric

gel infused memory foam



- 1.5" Gel Air Memory Foam
- 2.5" Air Ridge Foam
- 4" Air Channel™ Base Foam



# 8" ESSENTIALS

Looking for cooling and support, this mattress has you covered. The Essentials 8" Mattress has a top layer consisting of 1.5" Gel Air Foam, a breathable gel-infused memory foam that helps provide a temperature-neutral sleep surface. The following layer of 2.5" Air Ridge Foam provides air flow, cushioning, and support while the 4" Air Channel™ Base Foam offers an additional layer of support and breathability.



SIZE	SKU
Twin	8ESS-T
Twin XL	8ESS-TL
Full	8ESS-F
Queen	8ESS-Q
King	8ESS-EK
Cal King	8ESS-CK





at a glance

**Comfort Scale**



**Sleeper Type**

BACK  
STOMACH

Hypoallergenic & Antimicrobial

Machine Washable Zip-Off Cooling Cover

Non-Skid Bottom Fabric

gel infused memory foam



- 2.5" Gel Air Memory Foam
- 2.5" Air Ridge Foam
- 5" Air Channel™ Base Foam



## 10" ESSENTIALS

Support, comfort, and cooling, all in one! The Essentials 10" Mattress checks all the boxes. The top layer consists of 2.5" Gel Air Foam, a breathable gel-infused memory foam that helps provide a temperature-neutral sleep surface. The following layer of 2.5" Air Ridge Foam provides air flow, cushioning, and support while the 5" Air Channel™ Base Foam offers an additional layer of support and breathability.

SIZE	SKU
Twin	10ESS-T
Twin XL	10ESS-TL
Full	10ESS-F
Queen	10ESS-Q
King	10ESS-EK
Cal King	10ESS-CK
Cal King Split	10ESS-CKS



at a glance

**Comfort Scale**



**Sleeper Type**

BACK  
SIDE

Hypoallergenic & Antimicrobial

Machine Washable Zip-Off Cooling Cover

Non-Skid Bottom Fabric

gel infused memory foam



- 3.5" Plush Gel Air Memory Foam
- 2.5" Air Ridge Foam
- 6" Air Channel™ Base Foam



## 12" ESSENTIALS

Maximize your comfort with the Essentials 12" Plush Mattress, cooling qualities layered into softness for a cool cloud-like feel. This mattress features an ultra-soft top layer of 3.5" Gel Air Foam, a plush breathable gel-infused memory foam that helps provide a temperature-neutral sleep surface. The following layer, 2.5" Air Ridge Foam, delivers air flow, cushioning, and support. The 6" Air Channel™ Base Foam with articulated cuts provides additional support, breathability, and flexibility when paired with an adjustable base.

SIZE	SKU
Twin XL	12ESS-TL
Full	12ESS-F
Queen	12ESS-Q
King	12ESS-EK
Cal King	12ESS-CK
Cal King Split	12ESS-CKS2



at a glance

Comfort Scale



Sleeper Type


- BACK
- STOMACH

Hypoallergenic & Antimicrobial

Machine Washable Zip-Off Cooling Cover

Non-Skid Bottom Fabric

gel infused memory foam



— 2" Gel Air Memory Foam

— Edge Support

— 6" Air Grid™ Base Foam



# 8" DAISY MATTRESS

Get a peaceful night's rest on the 8" Daisy Mattress featuring two layers of supportive foam. The top layer is 2" Gel Air Memory Foam that promotes air flow and increases comfort. The Edge Support along with the 6" Air Grid™ layer reinforces the stability of the mattress while providing additional flexibility when paired with an adjustable base.

SIZE	SKU
Twin	8BNV-T
Twin XL	8BNV-TL
Full	8BNV-F
Queen	8BNV-Q
King	8BNV-EK
Cal King	8BNV-CK
King Split	8BNV-EKS
Cal King Split	8BNV-CKS2



at a glance

Comfort Scale



Sleeper Type


- BACK
- SIDE
- STOMACH

Hypoallergenic & Antimicrobial

Machine Washable Zip-Off Cooling Cover

Non-Skid Bottom Fabric

gel infused memory foam



- 2" Gel Air Memory Foam
- 2" Support Foam
- Edge Support
- 6" Air Grid™ Base Foam



# 10" ROSE MATTRESS

Combining premium materials for each layer, the 10" Rose Mattress naturally conforms to your body, promoting proper circulation and spinal alignment. The top layer of 2" Gel Air Memory Foam promotes air flow, while the middle layer of Support Foam provides buoyancy to alleviate stress on pressure points. The 6" Air Grid™ features specialty grooves that circulate air while simultaneously releasing absorbed body heat.

SIZE	SKU
Twin	10BNV-T
Twin XL	10BNV-TL
Full	10BNV-F
Queen	10BNV-Q
King	10BNV-EK
Cal King	10BNV-CK
King Split	10BNV-EKS
Cal King Split	10BNV-CKS2



at a glance

Comfort Scale



Sleeper Type


BACK  
STOMACH

Hypoallergenic & Antimicrobial


Machine Washable Zip-Off Cooling Cover

Non-Skid Bottom Fabric

gel infused memory foam



- 1.5" Gel Air Memory Foam
- Edge Support
- 2" Support Foam
- 8.5" Air Grid™ Base Foam



## 12" FIRM GEL MATTRESS

Treat your back to some additional support with the 12" Firm Gel Memory Foam Mattress. Gel is infused into the memory foam layer to provide breathability to the mattress, giving a cooler and better night's rest. The Edge Support along with the 8.5" Air Grid™ Base Foam layer reinforces the stability of the mattress while providing additional flexibility when paired with an adjustable base.

SIZE	SKU
Twin XL	12BNF-TL
Full	12BNF-F
Queen	12BNF-Q
King	12BNF-EK
Cal King	12BNF-CK
King Split	12BNF-EKS
Cal King Split	12BNF-CKS2



at a glance

Comfort Scale



Sleeper Type


- BACK
- SIDE
- STOMACH

Hypoallergenic & Antimicrobial

Machine Washable Zip-Off Cover

Non-Skid Bottom Fabric

enhanced features



- 2" Copper Gel Memory Foam
- 1" Memory Foam
- Edge Support
- 2" Support Foam
- 7" Air Grid™ Base Foam



## 12" COPPER GEL

Copper is recognized as an essential mineral with health benefits like increased collagen production, energy levels, and iron absorption. The top layer of 2" Copper Gel Memory Foam has antimicrobial properties that neutralize temperatures and dissipate odors. The 1" layer of Memory Foam prevents motion transfer, while the 2" Support Foam and 7" Air Grid™ Base Foam work together to provide reinforced support for a longer lasting mattress.

SIZE	SKU
Twin	12BNCOPPER-T
Twin XL	12BNCOPPER-TL
Full	12BNCOPPER-F
Queen	12BNCOPPER-Q
King	12BNCOPPER-EK
Cal King	12BNCOPPER-CK
King Split	12BNCOPPER-EKS
King Split Head	12BNCOPPER-EKSH
Cal King Split	12BNCOPPER-CKS2
Cal King Split Head	12BNCOPPER-CKSH



at a glance

**Comfort Scale**




**Sleeper Type**

BACK  
SIDE

Hypoallergenic & Antimicrobial

Machine Washable Zip-Off Cooling Cover

**enhanced features**



- 3" Copper Gel Memory Foam
- Edge Support
- 2" Air Ridge Foam
- 8" Foam Encased Coils
- 1" Memory Foam



SIZE	SKU
Twin XL	14HCOPPER-TL
Full	14HCOPPER-F
Queen	14HCOPPER-Q
King	14HCOPPER-EK
Cal King	14HCOPPER-CK
King Split	14HCOPPER-EKS
Cal King Split	14HCOPPER-CKS2



## 14" HYBRID COPPER

Copper has numerous health benefits and has been known to increase collagen production, energy levels, iron absorption, and antimicrobial properties. The sleeping surface of this specialty mattress is made with a plush 3" of Copper-Gel Infused Memory Foam. The conforming copper layer will aid in temperature regulation and can aid in feeling rejuvenated. Foam-encased coils accompany this premium layer for a beautifully plush sleep surface reinforced with the right amount of support.



at a glance

Comfort Scale



Sleeper Type

- BACK
- SIDE
- STOMACH

Hypoallergenic & Antimicrobial

Machine Washable Zip-Off Cooling Cover



- 3" Reactive Foam
- Edge Support
- 3" Layer of Support Foam (Head & Foot) / Gel Swirl (Upper Torso) / Gel Memory Foam (Hips)
- 6" Air Grid™ Base Foam



## 12" ZONED

The 12" Zoned Mattress has specialty layers designed for specific regions of the body. Each zone provides the perfect amount of conformity to keep the spine in a neutral position, allowing you to rest easy. The gel infused foams and Air Grid™ Base Foam promote airflow and flexibility when paired with an adjustable base, while the cool-to-the-touch cover keeps you comfortable throughout the night.



SIZE	SKU
Twin XL	12ZONE-TL
Full	12ZONE-F
Queen	12ZONE-Q
King	12ZONE-EK
Cal King	12ZONE-CK
King Split	12ZONE-EKS
Cal King Split	12ZONE-CKS2
King Split Head	12ZONE-EKSH
Cal King Split Head	12ZONE-CKSH



enhanced features



at a glance

Comfort Scale



Sleeper Type

- BACK
- SIDE
- STOMACH

Hypoallergenic & Antimicrobial

Machine Washable Zip-Off Cover

2-Sided Mattress



- 2" Gel Memory Foam
- 1" Gel Swirl Memory Foam
- Edge Support
- 6" Air Grid™ Base Foam
- Edge Support
- 3" Gel Memory Foam



SIZE	SKU
Twin XL	12ISWITCH-TL
Full	12ISWITCH-F
Queen	12ISWITCH-Q
King	12ISWITCH-EK
King Split	12ISWITCH-EKS
Cal King Split	12ISWITCH-CKS2



# 12" iSWITCH

This 2-in-1 mattress allows you to switch the comfort and feel by simply flipping. Each sleep surface of the mattress was thoughtfully designed with gel memory foam to dissipate heat and allow air to travel throughout for a comfortable night's sleep. Not only does the patented Edge Support technology reinforces the sides of the mattress, it increases sleeping surface by 20%.



enhanced features

at a glance

Comfort Scale



Sleeper Type

- BACK
- SIDE
- STOMACH

Hypoallergenic & Antimicrobial

Machine Washable Zip-Off Cover

Mesh Netting



## 3" MEMORY FOAM TOPPER

Change the comfort and feel of a mattress with the 3" Memory Foam Topper. This memory foam topper is infused with gel to provide added breathability and a cooling comfort for a great night's sleep. Easy to attach mesh netting keeps the mattress topper in place.

— 3" Memory Foam

SIZE	SKU
Twin	3GEL-T
Twin XL	3GEL-TL
Full	3GEL-F
Queen	3GEL-Q
King	3GEL-EK
Cal King	3GEL-CK



mattress  
topper

at a glance

Comfort Scale



Sleeper Type

- BACK
- SIDE
- STOMACH

Hypoallergenic & Antimicrobial

Machine Washable Zip-Off Cover

Mesh Netting



— 3" Latex



### 3" LATEX TOPPER

Provide your mattress with a buoyant and supportive sleep surface. Latex provides air circulation for added breathability for a cooler night's rest. Easy to attach mesh netting keeps the mattress topper in place.

SIZE	SKU
Twin	3LATEX-T
Twin XL	3LATEX-TL
Full	3LATEX-F
Queen	3LATEX-Q
King	3LATEX-EK
Cal King	3LATEX-CK



mattress topper

# ADJUSTABLE BASES



## GLOSSARY

### **ADJUSTABLE LEGS**

Ability to adjust the height.

### **BLUETOOTH ENABLED**

Ability to control base with a remote control app.

### **CUSTOM PROGRAMMABLE POSITIONS**

Hold for 5 seconds to program current position and go back to position with touch of a button.

### **LED UNDER BED LIGHTING**

Borders the underside of the base for ambient lighting.

### **NON-SKID FABRIC**

Prevents mattress from sliding.

### **PILLOW TILT**

Tilts head forward up to 30 degrees without stacking pillows for additional support while watching tv, reading or using mobile devices.

### **SYNC CABLE**

Allow for functionality on independent side, companion side or both sides; especially useful for solid King and Cal King mattresses.

### **USB CHARGING PORTS**

2 charging ports at each side of the head of the base.

### **WALL GLIDE**

Ability for base to glide towards the wall when inclined, keeping you within arms reach of a nightstand.

### **ZERO CLEARANCE**

The articulating arms allow the Adjustable Base to sit on top of a platform or storage bed frame without the use of legs.

### **HANDS-FREE MICROPHONE**

Control your adjustable base with just your voice using the built-in microphone. Easily transferrable from side to side.



SIZE	SKU
Twin Long 79.5" L x 37.5" w x 15" h	SBKDH-TL
Full 73.5" L x 53.5" w x 15" h	SBKDH-F
Queen 79.5" L x 59.5" w x 15" h	SBKDH-Q
King Split 79.5" L x 37.5" w x 15" h (x2)	SBKDH-EKS
Cal King Split 83.5" L x 35.5" w x 15" h (x2)	SBKDH-CKS2



## SBKDH ADJUSTABLE BASE

Customize your bed's level of comfort with a simple touch of a button. A wired remote allows you to elevate the head, while the foot retainer bar keeps your bed firmly in place. Upholstered in a black decorative fabric, the adjustable base fits within most bed frames.

### at a glance

Positions  
HEAD UP  
FLAT

Functionality  
WIRED REMOTE

Shipping  
SMALL PARCEL

Simple Assembly  
No Tools Required

adjustable  
base



**NEW FEATURE- ZERO CLEARANCE**

Dark Decorative Fabric

Zero Clearance or Adjustable Legs  
0" - 6" - 9" - 12"



SIZE	SKU
Twin Long 79.5" L x 37.5" w x 15" h	SBKD3-TL
Full 73.5" L x 53.5" w x 15" h	SBKD3-F
Queen 79.5" L x 59.5" w x 15" h	SBKD3-Q
King 79.5" L x 75.5" w x 15" h	SBKD3-EKF
King Split 79.5" L x 37.5" w x 15" h (x2)	SBKD3-EKS
Cal King Split 83.5" L x 35.5" w x 15" h (x2)	SBKD3-CKS2



## SBKD3 ADJUSTABLE BASE

Maximize comfort with a variety of customizable sleep positions to alleviate body pains and moderate snoring. With a wireless remote, you can adjust your mattress to support all activities from watching TV to working on a laptop. Raise your feet above your heart in a zero-gravity position to increase blood circulation and reduce soreness. Now designed as a Zero Clearance base, legs included but not required.

**at a glance**

- Positions**
- HEAD UP
  - FOOT UP
  - FLAT
  - ZERO GRAVITY
  - 3 CUSTOM POSITIONS

- Functionality**
- WIRELESS REMOTE
  - SYNC CABLE
  - ZERO CLEARANCE

- Shipping**
- SMALL PARCEL

Simple Assembly  
No Tools Required



**NEW FEATURE- ZERO CLEARANCE**



SIZE	SKU
Twin Long 79.5" L x 37.5" w x 15" h	SBKDP2-TL
Full 73.5" L x 53.5" w x 15" h	SBKDP2-F
Queen 79.5" L x 59.5" w x 15" h	SBKDP2-Q
King 79.5" L x 75.5" w x 15" h	SBKDP2-EKF
Cal King 83.5" L x 71.5" w x 15" h	SBKDP2-CK
King Split 79.5" L x 37.5" w x 15" h (x2)	SBKDP2-EKS
Cal King Split 83.5" L x 35.5" w x 15" h (x2)	SBKDP2-CKS2



## SBKDP2 ADJUSTABLE BASE

Transform your bedroom into the ultimate relaxation sanctuary. Programmable, preset sleep positions makes getting comfortable effortless, while the dual massage technology at the head and foot of the bed will help relieve stress and alleviate soreness. The LED lighting under the bed illuminates the surrounding floor, creating a calming ambiance and added convenience of a nightlight. Several USB ports are built in to keep your electronics close-by, while charging. Now designed as a Zero Clearance base, legs included but not required.

**at a glance**

- Positions
- ANTI-SNORE
- HEAD UP
- FOOT UP
- FLAT
- ZERO GRAVITY
- 3 CUSTOM POSITIONS

**Functionality**

- WIRELESS REMOTE
- SYNC CABLE
- USB PORTS
- NIGHT LIGHT
- MASSAGE + TIMER
- ZERO CLEARANCE

**Shipping**

- SMALL PARCEL

Simple Assembly  
No Tools Required





**NEW FEATURE- ZERO CLEARANCE**

- Pillow Tilt
- Dark Decorative Fabric
- Zero Clearance or Adjustable Legs  
0" - 6" - 9" - 12"



SIZE	SKU
Twin Long 79.5" L x 37.5" w x 15" h	SBKDT2-TL
Full 73.5" L x 53.5" w x 15" h	SBKDT2-F
Queen 79.5" L x 59.5" w x 15" h	SBKDT2-Q
King Split 79.5" L x 37.5" w x 15" h (x2)	SBKDT2-EKS
Cal King Split 83.5" L x 35.5" w x 15" h (x2)	SBKDT2-CKS2



## SBKDT2 ADJUSTABLE BASE

Bring comfort and flexibility to your bedroom. This adjustable base features innovative pillow tilt technology that allows you to angle your head forward up to 30 degrees for additional support while watching TV, reading or using mobile devices in bed. The wireless remote features a button to program your favorite position, making it easy to get comfortable each night. Bluetooth enabled, you can also control the adjustable base from your mobile device. Now designed as a Zero Clearance base, legs included but not required.

**at a glance**

- Positions**
- ANTI-SNORE
- HEAD UP
- FOOT UP
- FLAT
- PILLOW TILT
- ZERO GRAVITY
- 1 CUSTOM POSITION
- Functionality**
- WIRELESS REMOTE
- SYNC CABLE
- BLUETOOTH
- NIGHT LIGHT
- USB PORTS
- NIGHT LIGHT
- MESSAGE + TIMER
- ZERO CLEARANCE
- Shipping**
- SMALL PARCEL

Simple Assembly  
No Tools Required

**adjustable  
base**





SIZE	SKU
Twin Long 79.5" L x 37.5" w x 15" h	SBKDG2-TL
Full 73.5" L x 53.5" w x 15" h	SBKDG2-F
Queen 79.5" L x 59.5" w x 15" h	SBKDG2-Q
King Split 79.5" L x 37.5" w x 15" h (x2)	SBKDG2-EKS
Cal King Split 83.5" L x 35.5" w x 15" h (x2)	SBKDG2-CKS2



## SBKDG2 ADJUSTABLE BASE

Function meets convenience with the wall glide adjustable base. As the base moves into the upright position, the base glides towards the wall, allowing you to stay closer to the nightstand. This base has many features including LED lighting under the bed to brighten the surrounding floor, creating a calming ambiance and the convenience of a nightlight. Now designed as a Zero Clearance base, legs included but not required.

### at a glance

- Positions
- ANTI-SNORE
- HEAD UP
- FOOT UP
- FLAT
- ZERO GRAVITY
- 3 CUSTOM POSITIONS

- Functionality
- WALL GLIDE
- WIRELESS REMOTE
- SYNC CABLE
- CHARGING PORTS
- NIGHT LIGHT
- MASSAGE + TIMER
- NON-SKID FABRIC
- ZERO CLEARANCE
- VOICE COMMAND

- Shipping
- SMALL PARCEL

Simple Assembly  
No Tools Required

**adjustable  
base**

at a glance

Finishes

GRAY UPHOLSTERY  
FAUX WOOD LEGS

Positions

HEAD UP  
FOOT UP  
FLAT

Functionality

WIRELESS REMOTE  
SYNC CABLE

Shipping

SMALL PARCEL

Simple Assembly  
No Tools Required



## ALEX ADJUSTABLE BASE + HEADBOARD

Comfort and style go hand-in-hand with this beautiful adjustable bed with headboard combo. Maximize comfort with a variety of customizable sleep positions to alleviate body pains and moderate snoring. With a wireless remote, you can adjust your mattress to raise and lower to your comfort needs.

SIZE	SKU
Twin 76.5" l x 37.5"w x 15"h	SBKD2HA-T
Twin Long 81.5" l x 37.5"w x 15"h	SBKD2HA-TL
Full 75.5" l x 53.5"w x 15"h	SBKD2HA-F
Queen 81.5" l x 59.5"w x 15"h	SBKD2HA-Q
King 81.5" l x 75.5"w x 15"h	SBKD2HA-K
Cal King 85.5" l x 71.5"w x 15"h	SBKD2HA-CK



adjustable  
base +  
headboard

at a glance

Finishes

GREY TUFTING  
FAUX WOOD LEGS

Positions

HEAD UP  
FOOT UP  
FLAT

Functionality

WIRELESS REMOTE  
SYNC CABLE

Shipping

SMALL PARCEL

Simple Assembly  
No Tools Required



### SAM ADJUSTABLE BASE + HEADBOARD

Maximize comfort and style with an adjustable base with a decorative headboard. The beautiful dark tufted headboard complements any design style. Customize your sleep positions to alleviate body pains and moderate snoring. With a wireless remote, you can adjust your mattress to fit all your comfort needs.



SIZE	SKU
Twin 76.5" l x 37.5" w x 15" h	SBKD2HS-T
Twin Long 81.5" l x 37.5" w x 15" h	SBKD2HS-TL
Full 75.5" l x 53.5" w x 15" h	SBKD2HS-F
Queen 81.5" l x 59.5" w x 15" h	SBKD2HS-Q
King 81.5" l x 75.5" w x 15" h	SBKD2HS-K
Cal King 85.5" l x 71.5" w x 15" h	SBKD2HS-CK

at a glance

Finishes

BEIGE UPHOLSTERY  
FAUX WOOD LEGS

Positions

HEAD UP  
FOOT UP  
FLAT

Functionality

WIRELESS REMOTE  
SYNC CABLE

Shipping

SMALL PARCEL

Simple Assembly  
No Tools Required



### TAYLOR ADJUSTABLE BASE + HEADBOARD

Elevate your legs and your style in the bedroom with this modern adjustable base with headboard combo. Maximize comfort with a variety of customizable sleep positions to alleviate body pains and moderate snoring. With a wireless remote, you can adjust your mattress to support all your comfort needs.



SIZE	SKU
Twin 76.5" l x 37.5" w x 15" h	SBKD2HT-T
Twin Long 81.5" l x 37.5" w x 15" h	SBKD2HT-TL
Full 75.5" l x 53.5" w x 15" h	SBKD2HT-F
Queen 81.5" l x 59.5" w x 15" h	SBKD2HT-Q
King 81.5" l x 75.5" w x 15" h	SBKD2HT-K
Cal King 85.5" l x 71.5" w x 15" h	SBKD2HT-CK

# UPHOLSTERED BED FRAMES



SIZE	SKU
Full 74" l x 54"w x 51-54"h	UBHUD-F
Queen 80" l x 60"w x 51-54"h	UBHUD-Q
King 80" l x 76"w x 51-54"h	UBHUD-EK
Cal King 84" l x 72"w x 51-54"h	UBHUD-CK



## HUDSON BED FRAME

This panel bed showcases simple tufted details making it a transitional piece for every bedroom style. Supported by black finish wood legs, the bed is fully upholstered in a solid gray fabric.

Simple assembly required. Slat pack included.

### at a glance

**Finishes**  
GREY TUFTED  
FABRIC  
BLACK STAIN

**Shipping**  
ONE BOX  
SMALL PARCEL

Simple Assembly

Adjustable Base  
Compatible



SIZE	SKU
Full 74" l x 54"w x 41"h	UBZOE-F
Queen 80" l x 60"w x 41"h	UBZOE-Q
King 80" l x 76"w x 41"h	UBZOE-EK



## ZOEY BED FRAME

Make a statement in the bedroom with this elegant and chic bed frame. This fully upholstered bed features comfortable grey fabric with unique angled brass legs. The dainty legs offer sturdy support with a couture feel.

Simple assembly required. Slat pack included.

at a glance

Finishes  
GREY FABRIC  
BRASS LEGS

Shipping  
ONE BOX  
SMALL PARCEL

Simple Assembly

Adjustable Base  
Compatible

upholstered  
bed frames

at a glance

Finishes  
GREY FABRIC  
ESPRESSO STAIN

Shipping  
ONE BOX  
SMALL PARCEL

Simple Assembly

Adjustable Base  
Compatible



Wingback Design

One Piece Rail Construction  
Espresso Finish Wood Legs



## BROOKLYN BED FRAME

Bring back the class from the 50's with this bed frame's classic midcentury modern design. This masculine bed frame features grey upholstery with dark espresso stain wooden legs. The frame is sleek but with a slightly curved design to provide a modern yet vintage feel.

Simple assembly required. Slat pack included.

SIZE	SKU
Full 74" l x 54"w x 41"h	UBBRO-F
Queen 80" l x 60"w x 41"h	UBBRO-Q
King 80" l x 76"w x 41"h	UBBRO-EK

Grey Faux Wood Legs



## EXPRESS BED FRAME

Simple, fast, and stylish! This Express Bedframe is a breeze to setup and eliminates the need for a box spring. Upholstered in a dark gray fabric with faux wood-like gray legs.

SIZE	SKU
Twin 74" l x 38"w x 13"h	UFG2-T
Twin Long 80" l x 38"w x 13"h	UFG2-TL
Full 74" l x 54"w x 13"h	UFG2-F
Queen 80" l x 60"w x 13"h	UFG2-Q
King 80" l x 76"w x 13"h	UFG2-EK
Cal King 84" l x 72"w x 13"h	UFG2-CK

at a glance

Finishes  
DARK GREY FABRIC  
FAUX WOOD LEGS

Shipping  
ONE BOX  
SMALL PARCEL

Simple Assembly

Adjustable Base  
Compatible

upholstered  
bed frames

upholstered  
bedframe

# LUXURY PILLOWS


Our luxury pillows are made with quality materials to ensure your best night's sleep. All of our pillows are hypoallergenic and come with a machine washable zip-off cover for cleaning convenience, excluding the Bliss Shredded Pillow.



## VENTILATED COPPER & GEL

Our temperature-controlled pillows conform to the shape of your body for maximum comfort. The uniquely designed airflow of these pillows soothe and cool while you sleep. Copper is recognized as an essential mineral with health benefits like increased collagen production, energy levels, and iron absorption.

Queen 28”l x 16”w x 6”h  
King 32”l x 16”w x 5.5”h



### VENTILATED COPPER AND GEL PILLOW

SIZE	SKU
Queen	PC328-Q
King	PC328-K



## VENTILATED BAMBOO CHARCOAL

Our temperature-controlled pillows conform to the shape of your body for maximum comfort. The uniquely designed airflow of these pillows soothe and cool while you sleep while the bamboo charcoal infused memory keeps everything temperature neutral throughout the night.

Queen 28”l x 16”w x 6”h  
King 32”l x 16”w x 5.5”h



### VENTILATED BAMBOO CHARCOAL PILLOW

SIZE	SKU
Queen	PBD328-Q
King	PBD328-K



# LUXURY PILLOWS

Our luxury pillows are made with quality materials to ensure your best night's sleep. All of our pillows are hypoallergenic and come with a machine washable zip-off cover for cleaning convenience, excluding the Bliss Shredded Pillow.



## SHREDDED

These pillows can be easily shaped and molded into the perfect pillow for every sleep position. The shredded pillow fill material creates breathable comfort and support for your head, neck, and shoulders.

Queen 30”l x 20”w x 5”h



BLISS SHREDDED MEMORY FOAM PILLOW

SIZE	SKU
Queen	PS28D2-Q



## NON-VENTILATED BAMBOO CHARCOAL & GEL (2-SIDED)

With two distinct pillow sides, you can choose a cool-to-the-touch gel top material on one side and bamboo charcoal material on the other to help eliminate odor and moisture. The molded memory foam material is plush yet supportive while you sleep.

Queen 28”l x 16”w x 6”h  
King 32”l x 16”w x 5.5”h



NON-VENTILATED BAMBOO CHARCOAL FOAM AND COOLING GEL PILLOW

SIZE	SKU
Queen	PBDGEL-Q
King	PBDGEL-K





# LUXURY PILLOWS


Our luxury pillows are made with quality materials to ensure your best night's sleep. All of our pillows are hypoallergenic and come with a machine washable zip-off cover for cleaning convenience.



## STOMACH SLEEPER PILLOW

These pillows are designed to fit the comfort and needs of your favorite position. Featuring ventilated memory foam for breathable comfort, the Stomach Sleeper Pillow has a low-loft at the optimal height for a comfortable night's sleep.

One Size 24”l x 16”w x 3”h



### STOMACH SLEEPER PILLOW

SIZE	SKU
One Size	P3V-ST



## TRAVEL PILLOW

No matter where your adventures lead you, this luxurious travel pillow will keep you comfortable throughout your journey. Roll. Store. Go... your adventure awaits.

One Size: 15” x 11” x 2.5”



### TRAVEL PILLOW

SIZE	SKU
One Size	PS2D2



# PILLOWCASES

Lay your head on a smooth and breathable pillow cover. Viscose from Bamboo and cotton blend harmoniously to create a soft, smooth, and breathable environment for a comfortable and rejuvenating sleep. Available in multiple colors and sizes.

## BAMBOO COTTON PILLOWCASE

Breathable and silky smooth case to keep cool and comfortable throughout the night. Includes (2) pillowcases. *Made with Viscose from Bamboo.*



GREY

SIZE	SKU
Queen	PILCASGY-Q
King	PILCASGY-K



LIGHT GREY

SIZE	SKU
Queen	PILCASLG-Q
King	PILCASLG-K



IVORY

SIZE	SKU
Queen	PILCASIV-Q
King	PILCASIV-K



WHITE

SIZE	SKU
Queen	PILCASWHT-Q
King	PILCASWHT-K



## BAMBOO COTTON SHEETS

Viscose from bamboo and cotton blend harmoniously to create a soft, smooth and breathable environment for a comfortable and rejuvenating sleep. Includes (1) flat sheet, (1) fitted sheet\* and (2) pillowcases\*\* per unit.

Materials: 60% viscose from bamboo , 40% cotton  
Moisture and odor neutralizing fabric



### WHITE

SIZE	SKU
Twin XL	SHEET240WHT-TL
Full	SHEET240WHT-F
Queen	SHEET240WHT-Q
King	SHEET240WHT-K
King Split	SHEET240WHT-EKS
King Split Top	SHEET240WHT-EKSH
Cal King	SHEET240WHT-CK
Cal King Split	SHEET240WHT-CKS2
Cal King Split Top	SHEET240WHT-CKSH



### GREY

SIZE	SKU
Twin X	SHEET240GY-TL
Full	SHEET240GY-F
Queen	SHEET240GY-Q
King	SHEET240GY-K
King Split	SHEET240GY-EKS
King Split Top	SHEET240GY-EKSH
Cal King	SHEET240GY-CK
Cal King Split	SHEET240GY-CKS2
Cal King Split Top	SHEET240GY-CKSH



### LIGHT GREY

SIZE	SKU
Twin XL	SHEET240LG-TL
Full	SHEET240LG-F
Queen	SHEET240LG-Q
King	SHEET240LG-K
King Split	SHEET240LG-EKS
King Split Top	SHEET240LG-EKSH
Cal King	SHEET240LG-CK
Cal King Split	SHEET240LG-CKS2
Cal King Split Top	SHEET240LG-CKSH



### IVORY

SIZE	SKU
Twin XL	SHEET240IV-TL
Full	SHEET240IV-F
Queen	SHEET240IV-Q
King	SHEET240IV-K
King Split	SHEET240IV-EKS
King Split Top	SHEET240IV-EKSH
Cal King	SHEET240IV-CK
Cal King Split	SHEET240IV-CKS2
Cal King Split Top	SHEET240IV-CKSH

\* (2) Fitted sheets for King Split & Cal King Split set

\*\* (1) Pillowcase for Twin XL set



SHEETS

Slip into luxurious bedding. We've created bedding with features and benefits that are cool, soft, smooth, breathable, and moisture-wicking for a complete collection of bedding to fit every need.

# PROTECTIVE BEDDING

Extend the life of your bedding with our functional line of mattress protectors and mattress encasements. Made with a durable yet soft fabric, these protectors will help guard against normal wear and tear, bed bugs, dust mites, allergens, and pet dander, all while maintaining the shape and feel of your mattress. Each protector is designed for performance and practicality, ensuring the fabrics will not crinkle or make a sound while you sleep.



## MATTRESS PROTECTORS

Water-resistant bed protectors with 5 sides of protection.

Fits mattresses up to 16" - 18"



ESSENTIALS (16")

Materials: 100% Polyester Microfiber Woven Crinkle-free fabric

SIZE	SKU
Twin	MATPROP1-T
Twin XL	MATPROP1-TL
Full	MATPROP1-F
Queen	MATPROP1-Q
King	MATPROP1-EK
Cal King	MATPROP1-CK
Cal King Split	MATPROP1-CKS



FRESH (18")

Materials: 100% Polyester Microfiber Woven with HeiQ Crinkle-free fabric that sleeps 5 degrees cooler

SIZE	SKU
Twin	MATPROP2-T
Twin XL	MATPROP2-TL
Full	MATPROP2-F
Queen	MATPROP2-Q
King	MATPROP2-EK
Cal King	MATPROP2-CK
Cal King Split	MATPROP2-CKS



SNOW (18")

Materials: 100% Polyester Circular Knit with HeiQ Soft, strong, and crinkle-free fabric that sleeps 5 degrees cooler

SIZE	SKU
Twin	MATPROP3-T
Twin XL	MATPROP3-TL
Full	MATPROP3-F
Queen	MATPROP3-Q
King	MATPROP3-EK
Cal King	MATPROP3-CK
Cal King Split	MATPROP3-CKS



ICE (18")

Materials: 50% Cooling Nylon, 50% Polyester Circular Knit with HeiQ Soft, strong, and crinkle-free fabric that sleeps 5 degrees cooler with additional cool-to-the touch moisture wicking Nylon Ice

SIZE	SKU
Twin	MATPRON1-T
Twin XL	MATPRON1-TL
Full	MATPRON1-F
Queen	MATPRON1-Q
King	MATPRON1-EK
Cal King	MATPRON1-CK
Cal King Split	MATPRON1-CKS



## MATTRESS ENCASEMENT

Full encasement with a zippered enclosure for the ultimate protection. Featuring HeiQ Cool Dual Action Cooling Technology that delivers instant contact and continuous evaporative cooling for optimal comfort.

Water-proof with 6 sides of protection against allergens & liquid spills. Fits mattresses up to 18"



IGLOO (18")

Materials: 100% Lyocell Jersey Knit with HeiQ Soft, strong, crinkle-free, and breathable fabric that sleeps 5 degrees cooler

SIZE	SKU
Twin	MATPROT3-T
Twin XL	MATPROT3-TL
Full	MATPROT3-F
Queen	MATPROT3-Q
King	MATPROT3-EK
Cal King	MATPROT3-CK
Cal King Split	MATPROT3-CKS

\* HeiQ Cool treatment on all mattress protectors excluding "Essentials"

# PROTECTIVE BEDDING

Extend the life of your bedding with our functional line of mattress & pillow protectors. Made with a durable yet soft fabric, these protectors will help guard against normal wear and tear, bed bugs, dust mites, allergens, and pet dander, all while maintaining the shape and feel of your pillow. Each protector is designed for performance and practicality, ensuring the fabrics will not crinkle or make a sound while you sleep.



## MATTRESS PROTECTORS

Fits mattresses 11" - 13"



### SPANDEX BAMBOO VISCOSE (16")

Materials: 85% viscose from bamboo, 15% spandex Moisture and odor absorbent fabric

SIZE	SKU
Twin	MATPROB1-T
Twin XL	MATPROB1-TL*
Full	MATPROB1-F
Queen	MATPROB1-Q
King	MATPROB1-EK
King Split Head	MATPROB1-EKSH
Cal King	MATPROB1-CK
Cal King Split	MATPROB1-CKS1**



### QUILTED COTTON (13")

Materials: 100% cotton top fabric, 100% polyester side fabric

SIZE	SKU
Twin	MATPROC2-T
Twin XL	MATPROC2-TL*
Full	MATPROC2-F
Queen	MATPROC2-Q
King	MATPROC2-EK
Cal King	MATPROC2-CK
Cal King Split	MATPROC2-CKS1**



### TERRY CLOTH (11")

Materials: 80% cotton, 20% polyester Moisture absorbent fabric

SIZE	SKU
Twin	MATPROC1-T
Twin XL	MATPROC1-TL*
Full	MATPROC1-F
Queen	MATPROC1-Q
King	MATPROC1-EK
Cal King	MATPROC1-CK
Cal King Split	MATPROC1-CKS1**

\* Order (2) for a King Split set

\*\* Order (2) for a Cal King Split set



## PILLOW PROTECTORS

Includes (2) pillow protectors per unit

Easy zip-off cover



### SPANDEX BAMBOO VISCOSE

Materials: 85% viscose from bamboo, 15% spandex Moisture and odor absorbent fabric

SIZE	SKU
Queen	PILPROB1-Q
King	PILPROB1-K



### QUILTED

Materials: 100% cotton top fabric, 100% polyester side fabric

SIZE	SKU
Queen	PILPROC1-Q
King	PILPROC1-K



### TERRY CLOTH

Materials: 80% cotton, 20% polyester Moisture absorbent fabric

SIZE	SKU
Queen	PILPROT1-Q
King	PILPRO1-K

# BEDDING BUNDLES

The Bedding Bundle is a curated assortment of all the essentials you need to dress and protect your mattress while adding benefits to your health. A high GSM rating (grams per square meter) is key to finding great sheets. Our 90 gsm microfiber is just that; extra soft and smooth to the touch. The pillows are nice and plush with great support. The true workhorse in this bundle is the mattress protector; it is durable, soft, reduces allergens and protects against bugs and liquid spills.



## BEDDING BUNDLES

Includes (2) pillows\*\*, (1) sheet set = (1 fitted sheet, 1 flat sheet and 2 pillowcases\*\*) and (1) mattress protector



### ESSENTIALS

Fiber-fill pillows  
Zippered pillow cover for easy cleaning

SIZE	SKU
Twin	PSP1-T
Twin XL	PSP1-TL
Full	PSP1-F
Queen	PSP1-Q
King	PSP1-EK
King Split	PSP1-EKS
Cal King	PSP1-CK
Cal King Split	PSP1-CKS



### COOLING-LUX

Memory foam pillows  
Zippered pillow cover for easy cleaning  
HeiQ treated fabric that sleeps 5 degrees cooler

SIZE	SKU
Twin	PSP2-T
Twin XL	PSP2-TL
Full	PSP2-F
Queen	PSP2-Q
King	PSP2-EK
King Split	PSP2-EKS
Cal King	PSP2-CK
Cal King Split	PSP2-CKS

\* HeiQ Cool treatment on Cooling-Lux bundle only

\*\* (1) Pillow & (1) pillowcase for Twin and Twin XL bundles

## HEADBOARD & FOOTBOARD BRACKETS

Connecting brackets to attach a headboard & footboard to an adjustable base.



V2.5 STYLE BRACKETS

SIZE	SKU
Twin XL	KDB8
Full	KDB7
Queen	KDB8
King Split	KDB8
Cal King Split	KDB8



V8 STYLE BRACKETS

SIZE	SKU
One Size	KDGB

V2.5 Compatible with Model 2, Model P, Model T, Model W and Model H (except EKF, EK and CK sizes).  
 V8 Compatible with Model 3, Model P2, Model T2, Model G, Model Z, EKF, EK, and CK Sizes, and Scott Living.



## SPLIT TOP ADAPTER

The Split Top Adapter provides individual head control with a synchronized foot for an adjustable base. It is simple to install and easy to operate. Hold the flat button down for 7 seconds to engage the Split Top Adapter functionality. Hold the flat button for 7 seconds again to synchronize both head and foot movements.



Easy to install, easy to use.

SIZE	SKU
One Size	SYNCORDF2

Compatible with all 2024 adjustable bases.







## MATTRESS PROTECTORS



### TOTAL ENCASEMENT FULLY ENCLOSED

Materials: 100% Lyocell  
Water-resistant  
Fits up to an 14" mattress

SIZE	SKU
Twin	MATPROT2-T
Twin XL	MATPROT2-TL*
Full	MATPROT2-F
Queen	MATPROT2-Q
King	MATPROT2-K
Cal King	MATPROT2-CK
Cal King Split	MATPROT2-CKS1**

\* Order (2) for a King Split set  
\*\* Order (2) for a Cal King Split set



### MATTRESS PROTECTOR 5-SIDED PROTECTION

Materials: 100% Lyocell  
Water-resistant  
Fits up to an 18" mattress

SIZE	SKU
Twin	MATPROT1-T
Twin XL	MATPROT1-TL*
Full	MATPROT1-F
Queen	MATPROT1-Q
King	MATPROT1-K
Cal King	MATPROT1-CK
Cal King Split	MATPROT1-CKS1**



SCOTT LIVING™

BY DREW & JONATHAN

Dark Decorative Fabric

Adjustable Leg Heights  
6" - 9" - 12"



Wireless Remote Control

Foot Retaining Bar



SIZE	SKU
Twin Long 79.5" L x 37.5" w x 15" h	SLKDT-TL
Full 73.5" L x 53.5" w x 15" h	SLKDT-F
Queen 79.5" L x 59.5" w x 15" h	SLKDT-Q
King Split 79.5" L x 37.5" w x 15" h (x2)	SLKDT-EKS
Cal King Split 83.5" L x 35.5" w x 15" h (x2)	SLKDT-CKS2

## ELEVATE ADJUSTABLE BASE

Enhance the comfort and style of your bedroom with the Scott Living Elevate adjustable base. This base is equipped with all of the latest luxuries such as pillow-tilt, USB chargers, LED underbed lighting, and a bluetooth remote app control. Drew and Jonathan ensured this design was easy to assemble, sophisticated, stylish, and feature-rich to give you the most comfortable sleep.

### at a glance

- Positions**
- ANTI-SNORE
  - HEAD UP
  - FOOT UP
  - FLAT
  - PILLOW TILT
  - ZERO GRAVITY
  - 4 CUSTOM POSITIONS

- Functionality**
- WIRELESS REMOTE
  - SYNC CABLE
  - BLUETOOTH
  - USB PORTS
  - NIGHT LIGHT
  - DUAL MASSAGE
  - ZERO CLEARANCE

- Shipping**
- SMALL PARCEL

- Simple Assembly**  
No Tools Required

**scott living**  
**adjustable**  
**base**

DEDICATED TO

# SUSTAINABILITY

We're on a mission to better the health of people and our planet through responsible consumption, production and advanced engineering, while benchmarking innovative sleep products.



## Reduce

We initiated paperless workflows in our office, and are continuously reducing our packaging. Cutting out most of our printed materials and switching over to digital, helping reduce waste going into landfills. **Our solar-powered factory** has saved approximately 6 tons of electricity, providing a reduction in our carbon emissions.



## Recycle

At South Bay we are continuously using more recycled materials such as metal springs, recycled pe, and polyesters in our products. Our warehouse recycles all plastics, cardboard, and foam. Even our office landscaping is maintained with recycled water. By 2030 we strive to have **80% of our metals from recycled materials** for our springs and adjustable bases.



## Give Back

We donate annually to One Tree Planted, our funds have **planted approximately 4,000 trees**, protecting biodiverse habitats and promoting conservation across the globe. We have also partnered with Cloverly to give customers the option to offset their carbon footprint with each purchase, shoppers can opt-in at checkout.

[CLICK HERE](#) for our in-depth sustainability deck



### CONTACT US

info@southbayinternational.com

800.723.0316

8570 Hickory Avenue, Suite 150,  
Rancho Cucamonga, CA 91739