

ML-FL-4358/ML-FL-4373

LED FLOOD LIGHT

DESCRIPTION

This slim but powerful floodlight will transform any landscape lighting environment. Utilizing highly efficient drivers and next generation LEDs, this floodlight family starts at 15W and goes all the way up to 200W. With various mounting options, this floodlight is a workhorse for years to come.



Specification Features

Construction

► Industrial grade die-cast aluminum alloy body is tough on the elements and allow the luminaire to withstand the harshest of conditions.

Optical System

► Next generation LEDs combined with the best-in-class UV stablized commercial grade polycarbonate lens provide the most efficient lighting system. Optical system is engineered to provide professional grade light distribution and uniformity.

Electrical

► Long lasting LED coupled with UL Listed Drivers provide an electrical system that will stand the test of time. Universal voltage allow the luminaire to be used in multi-faceted environments.

Finish

► Luminaire is electrostatically coated with UV stabilized powder coat providing years of worry-free service.

Certification

► cUL and UL Listed. Listed for Wet Locations. DLC Premium certified uniformity.

Ordering information

Model No.	System Watts	Input Voltage	CRI	Color Temp	Option		Finish	Starting Temp
					Accessories	Mounting		
ML-FL-4358-69W-4K-UV-BZ	69W	120-277V	70+	3000 K	10kv Surge Photocontrol	Slip Fitter U Bracket	Bronze	-40°C
ML-FL-4373-92W-4K-UV-BZ	92W			4000 K				
				5000 K				

* DISCLAIMER: This test report was produced in accordance with IES LM-79 photometric testing protocol for luminaires, using a single representative test fixture. Actual production units may vary from the values reported here by up to ±10%.

Product Description



High performance optics provide maximum lighting solution to your needs

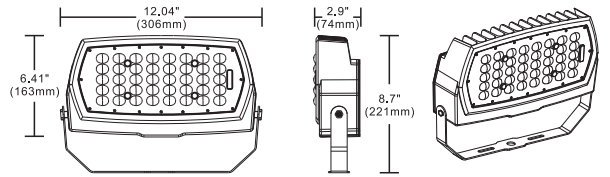
IP 65 for both Optical and Electrical chamber



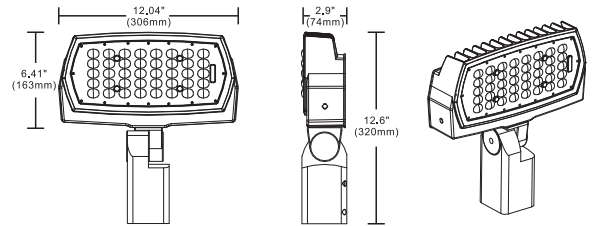
One piece die cast aluminum heatsink provides the most ideal heat dissipation, making the fixture cool to the touch

Standard 4 KV surge protection included

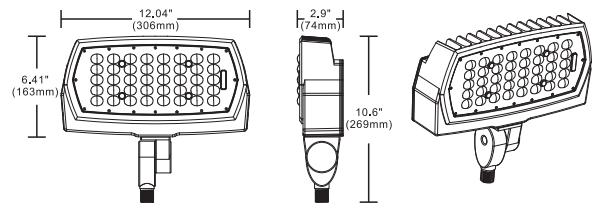
Product Dimensions



ML-FL-4358/4373-U



ML-FL-4358/4373-SFB



ML-FL-4358/4373-SFS

Mounting Options



Slip fitter



Knuckle



u-Bracket

Performance Data

* Lumen and Efficacy shows the highest wattage at 5000K

Model NO.	System Watts	Beam Angle	Lumens	Lpw	B	U	G
ML-FL-4358-69W-4K-UV-BZ	69 W	70 × 110°	8579 lm**	124 lm/W	3	1	1
ML-FL-4373-92W-4K-UV-BZ	92 W	80 × 110°	11603 lm**	126 lm/W	3	2	1

* DISCLAIMER: This test report was produced in accordance with IES LM-79 photometric testing protocol for luminaires, using a single representative test fixture. Actual production units may vary from the values reported here by up to ±10%.