

S700B Quick Start Manual

Thanks for your purchasing, the quick start manual will let you know all basic install and feature.

What are they?

Let's Learn about all part of Boxchip S700B, The standard accessories: antenna, back click with screw, battery, Protect Hat, Battery, USB cable, Charger.

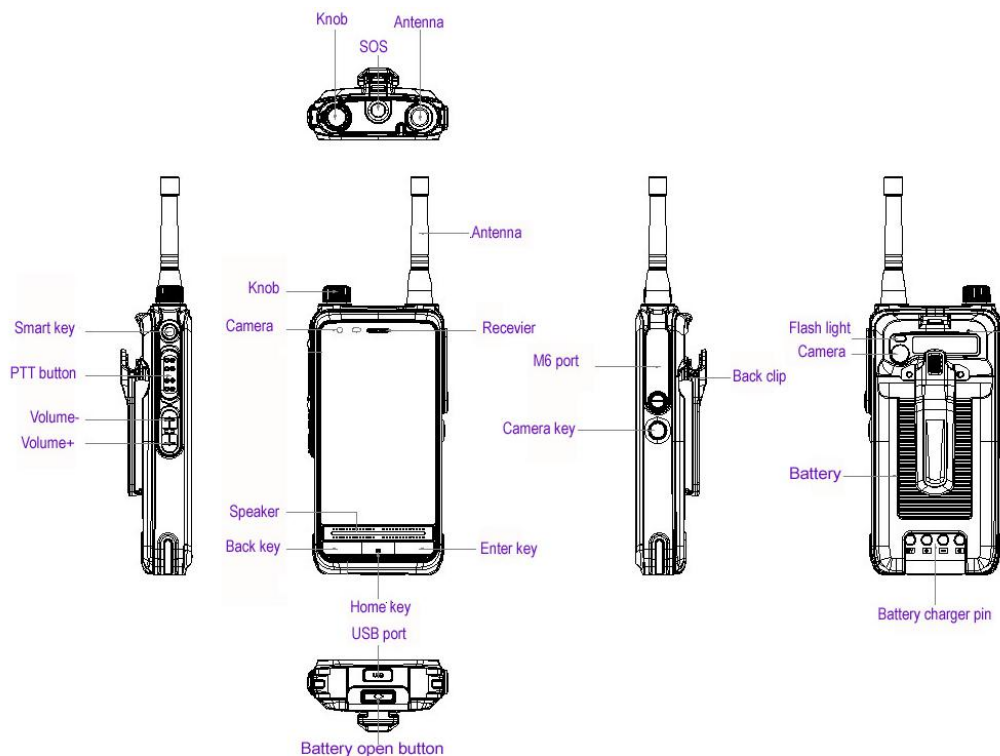
For smart key and SOS, they are function key. you can use define them any function through some APP like button mapper.

What PoC software can be used at Boxchip device?

For PTT button and smart key button, Boxchip have matched well with zello / Eschat / Tassta / Mobiletorando / Walkiefleet / Proptt2 / Realptt

For SOS, Boxchip have been matched well with Eschat / Tassta / Mobiletorando / Walkiefleet / Proptt2 / Realptt

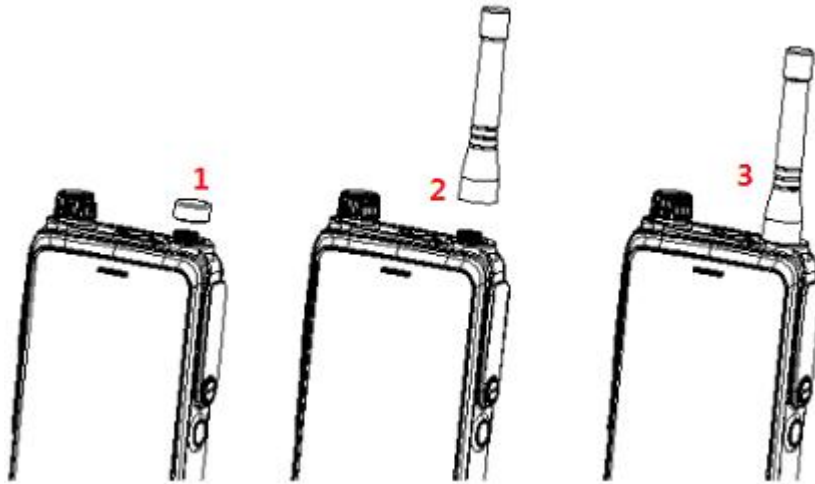
If you want to match more APK, please contact with us.



How about install antenna?

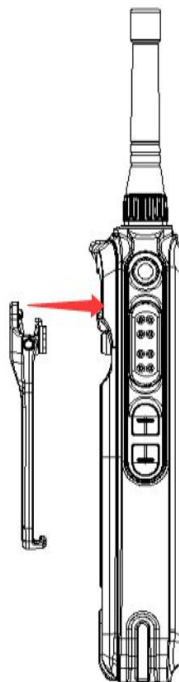
Boxchip s700 series have three style antenna, 1.S700A UHF: 400-470mhz, 2.S700A VHF 136-174mhz, 3. short Antenna for S700B.

About antenna installation instruction as picture.



How to install back click?

Please install back click with screw as picture

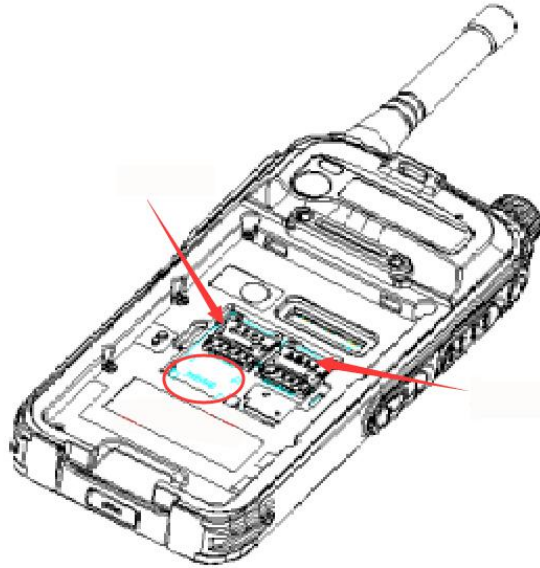





BOXCHIP


How to plug SIM card and memory card?

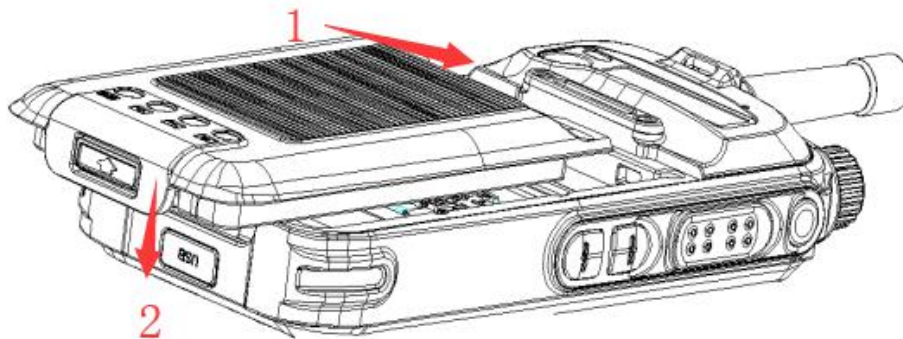
Open the silicone sim card cover at the middle left side through a small tool, open sim card cover and memory card cover ,then you can plug them.



How to install/ remove battery?

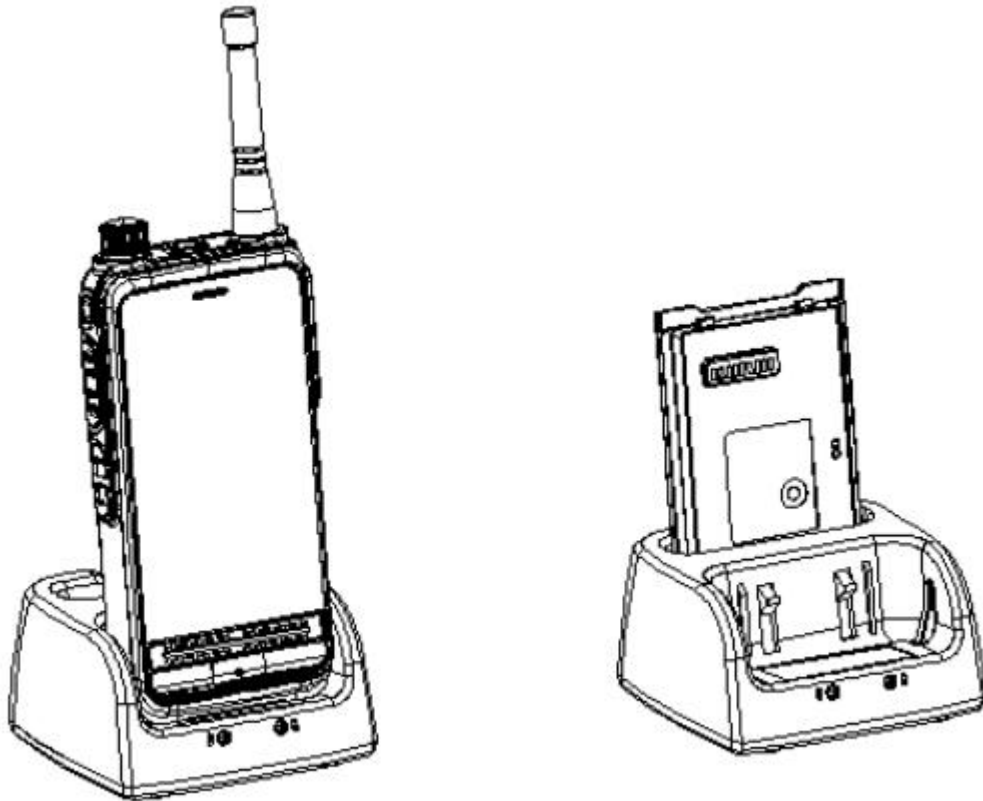
About remove battery, Press the bottom button “” of battery,as 2 in picture.

About install battery, Plug the battery as 1 picture,press the bottom button “” push it.
CAUTION! Clip your hands when install or remove battery



How to charge through dock charger?

Please plug device or battery as picture. Please read the manual label at bottom of the dock charger before charging.



How to play it?

You can download any APK you like through playstore.