










A is for **APPLE** 




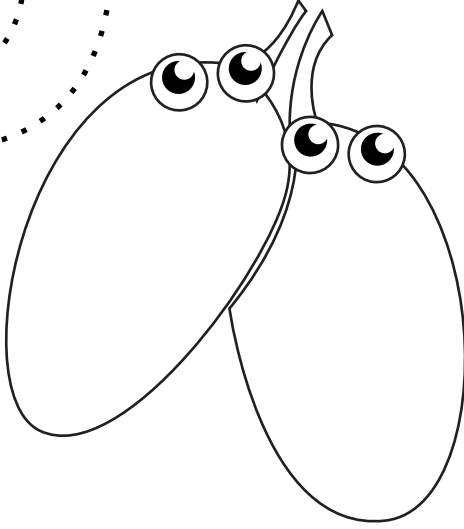

B is for **BANANA** 



C is for **CARROT** 



D is for **DATES** 



**INSTRUCTIONS:**

Print out on letter sized paper and color the food (refer to the sample provided).

Also connect the dots to form the big letter



Show us what you did at [www.fb.com/plbfun](http://www.fb.com/plbfun)

[WWW.PLBFUN.COM](http://WWW.PLBFUN.COM)









E is for **EGGPLANT**





F is for **FRUIT**



G is for **GRAPES**



H is for **HAMBURGER**



## INSTRUCTIONS:

Print out on letter sized paper and color the food (refer to the sample provided).


Also connect the dots to form the big letter

Show us what you did at [www.fb.com/plbfun](http://www.fb.com/plbfun)



[WWW.PLBFUN.COM](http://WWW.PLBFUN.COM)





Purple  
Ladybug  
Novelty




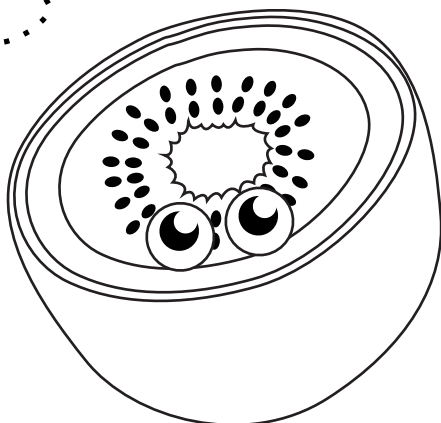
I is for **ICECREAM**




J is for **JUICE**



K is for **KIWI**



L is for **LEMON**



## INSTRUCTIONS:

Print out on letter sized paper and color the food (refer to the sample provided).

Also connect the dots to form the big letter

Show us what you did at [www.fb.com/plbfun](http://www.fb.com/plbfun)



[WWW.PLBFUN.COM](http://WWW.PLBFUN.COM)





Purple  
Ladybug  
Novelty





M is for MANGO





N is for NECTARINE



O is for ORANGE



P is for PANCAKE



## INSTRUCTIONS:

Print out on letter sized paper and color the food (refer to the sample provided).



Also connect the dots to form the big letter

Show us what you did at [www.fb.com/plbfun](http://www.fb.com/plbfun)




[WWW.PLBFUN.COM](http://WWW.PLBFUN.COM)





Q is for Quinoa



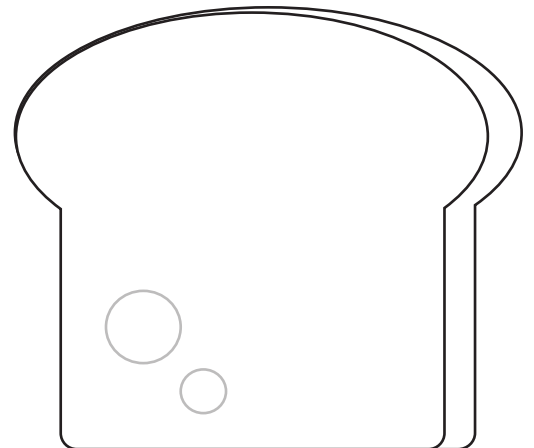

R is for RADISH



S is for Strawberry



T is for Toast



## INSTRUCTIONS:


Print out on letter sized paper and color the food (refer to the sample provided).



Also connect the dots to form the big letter


Show us what you did at [www.fb.com/plbfun](http://www.fb.com/plbfun)


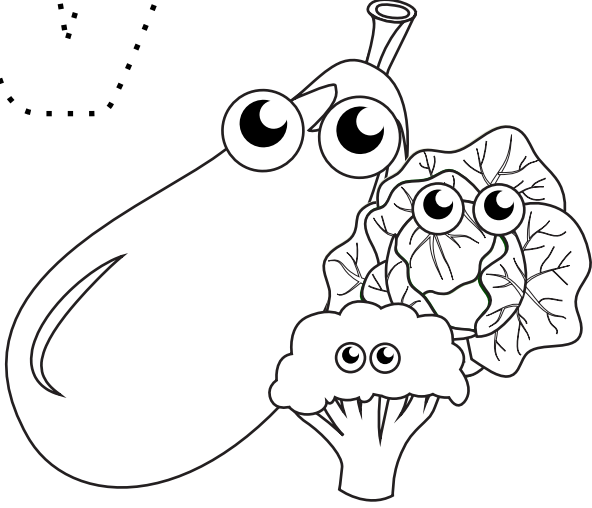
[WWW.PLBFUN.COM](http://WWW.PLBFUN.COM)






U is for **Ugli Fruit** 







V is for **VEGETABLES** 

W is for **Watermelon** 

X is for **Ximenia** 

**INSTRUCTIONS:**


Print out on letter sized paper and color the food (refer to the sample provided).

Also connect the dots to form the big letter



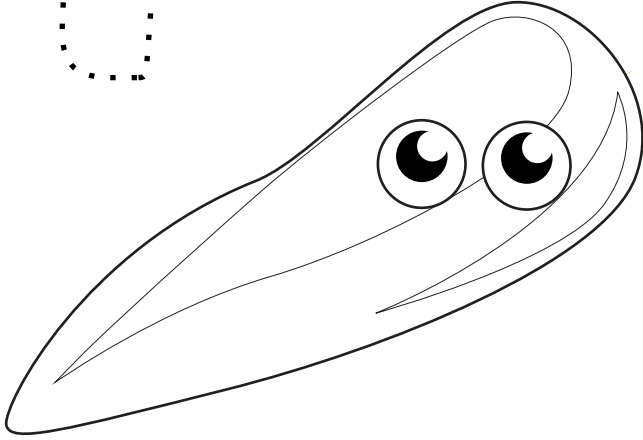
Show us what you did at [www.fb.com/plbfun](http://www.fb.com/plbfun)

[WWW.PLBFUN.COM](http://WWW.PLBFUN.COM)

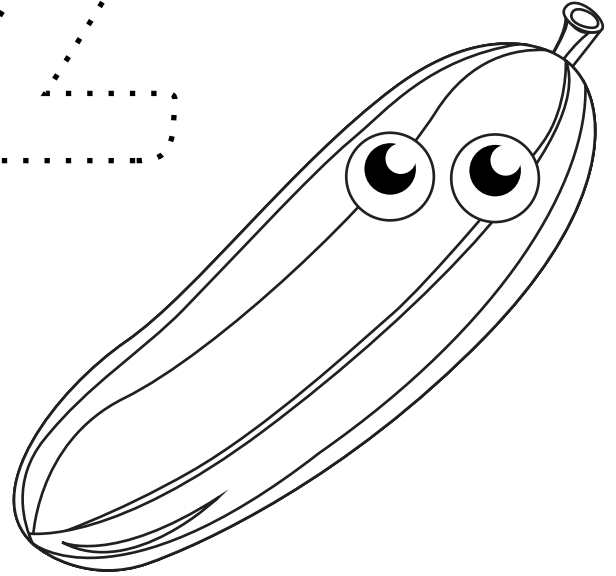




Y is for Yam



Z is for ZUCCHINI



## INSTRUCTIONS:

Print out on letter sized paper and color the food (refer to the sample provided).

Also connect the dots to form the big letter

Show us what you did at [www.fb.com/plbfun](http://www.fb.com/plbfun)

[WWW.PLBFUN.COM](http://WWW.PLBFUN.COM)

