

You and your child may wonder how to use some of the items in this calendar. Here are some tips and instructions that go with each day's toy. Keep this away from young eyes so they don't get any hints about the surprises coming their way!

You can also find all this information, revealed day-by-day, along with fun surprises, on our site at PLBFUN.COM/ADVENT

Feel free to check it with your kids every day since we'll be updating it every morning in December to show information about that day's toy and extra surprises for kids, like daily holiday advent countdown coloring pages and even some surprises for parents like special deals and savings.

And, on a personal note before the countdown begins, thank you so much for choosing our advent calendar. We know that Christmas is such a special time for families, and you want to capture that excitement for your child; we are thrilled to be a part of your celebration this year.

If you ever have any questions, comments, concerns or feedback, please reach out to us. If you have photos that you're sharing on social media, please tag us, we're [@plbfun](https://www.instagram.com/plbfun) and we love seeing kids enjoying our toys.

We wish you all the best this holiday season!

What's Inside the Advent Calendar?

Daily Trivia and Riddles

Inside each door, there is a fun Christmas themed joke or riddle.

Day 1 – Choker Necklace

Make a fashion statement with this beautiful choker necklace (just make sure not to make it too tight around your neck).

Day 2 – Pompom Keychain

A Fuzzy pompom keychain! Perfect as a keychain or to hang from your backpack and add a bit of style to it!

Day 3 – Two-Tone Lip Balm

A fun two-toned lip balm.

- Apply the lip balm to your lips focusing on the middle of your lower lip and then rub lips together to spread.
- Avoid applying balm above the natural lip line.
- Blot any excess on a tissue paper.

Day 4 – ShinkArt Crafts

Use the included pencil crayons to color in the included designs. Color on the rough side of the plastic for best results. When you're ready, get an adult to help shrink it in the oven (the plastic shrinks to about one third of the original size and gets thicker).

Visit www.plbfun.com/advent and we'll have links to some serious tutorials there.



Day 5 – Color Changing Pen

A pen with a twist! It changes color as you write! Shake well before use.

Day 6 – Unicorn Hair Elastics

Fun Unicorn themed Hair Elastic, Perfect for pigtails, ponytails and unicorn tails!

Day 7 – Mermaid Tail Gel Pen

Shiny and Sparkly fun mermaid tale shaped gel pen.

Day 8 – Fidget Keychain

Another keychain you can use for keys or to decorate your backpack. You'll always have something to fidget with nearby with this one!

Day 9 – Spirograph Set

A classic spirograph set that can be used with one of the pens from the previous days, or any other pen or pencil set you may already have.

- Take the biggest wheel and put it on a piece of paper.
- Choose one of the small gears and place it inside the big wheel, making sure the teeth of the gears mesh together.
- Hold the big gear with one hand, and with the other, place your pen or pencil in one of the holes, and use it to move the gear along the teeth of the big wheel.
- Continue to do this until the line you're drawing ends up back on itself.
- Keep going until you finish your spirograph masterpiece!

Fun Tips and Ideas!

- 1: Experiment with different gear holes to create different patterns!
- 2: Combine different gears to make more complex designs. Just remember to keep the outer ring still when changing gears!
- 3: Discover endless possibilities as you draw more designs.
- 4: Remember that 'mistakes' can lead to unique patterns, so embrace them!

Day 10 – Glitter Eye Shadow

Fun glittery eye shadow. Apply carefully to eyelids. Test a small area for sensitivity before use. If a rash develops, don't use.

Day 11 – Fuzzy Slap Bracelet

A fuzzy slap bracelet. Straighten it and it will stay straight until you slap it on your wrist, and then it will coil around.



Soft, fun and stylish, you'll want to wear it everyday!

Day 12 – Lipstick Shaped Eraser

A fun lipstick shaped eraser.

Day 13 – Earcuff Earring

Ear cuff for your ear. Start off by clipping the bottom onto your earlobe, and then gently squeeze the other end of the cuff around the top of your ear (not too tight, just snug enough for it not to slip off).

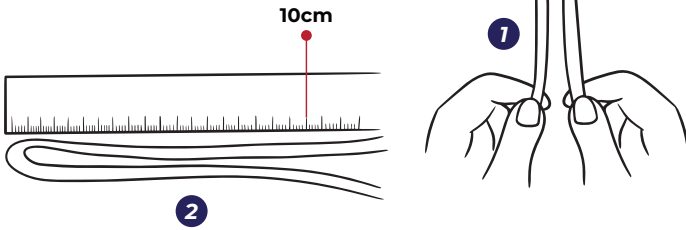
Day 14 – Paracord Christmas Tree Craft

With this craft, you can make a Christmas tree shaped ornament out of paracord and decorate it with the included beads!

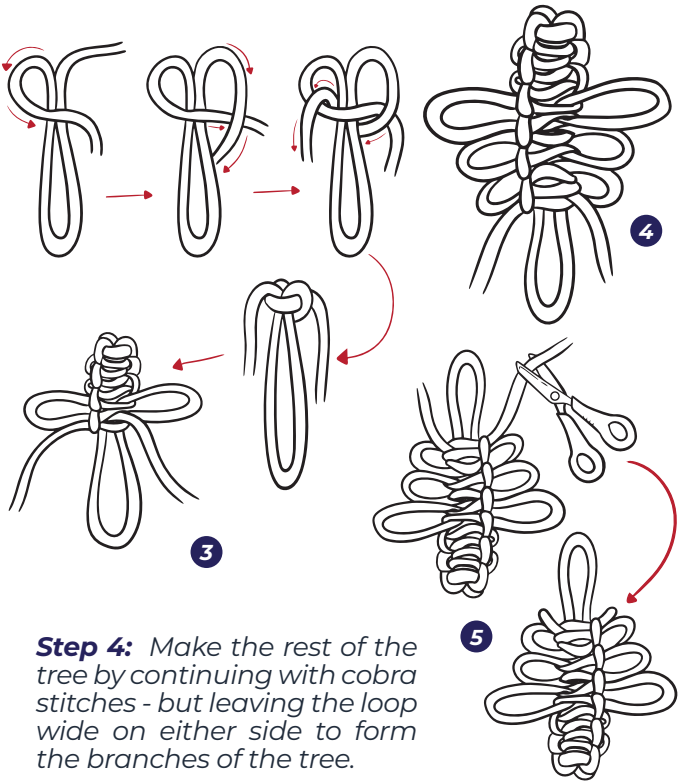
Visit www.plbfun.com/advent and we'll have links to some serious tutorials there.

Step 1: Fold the paracord in half and have the looped end pointing towards you, ready to start weaving.

Step 2: Measure 10 cm away from the top of the loop - this will be the bottom of the tree.



Step 3: Make the tree trunk by using approximately 6 x cobra stitches (alternating left and right) and pulling them tightly each time to make the narrow trunk.

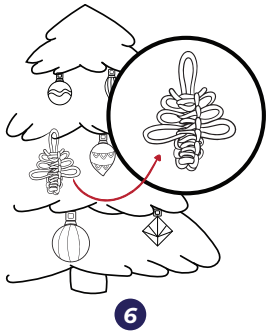


Step 4: Make the rest of the tree by continuing with cobra stitches - but leaving the loop wide on either side to form the branches of the tree.

Leave bigger loops for the branches at the bottom of the tree and smaller loops for the branches at the top.

You will need to use one tight cobra stitch between each branch to make it secure and neat.

Step 5: Finish by cutting the ends of the paracord with scissors and sealing them into the back of the tree decoration - get an adult to help here.



Day 15 – Butterfly Hairclip

A super fun, hair clip with a big, beautiful butterfly on it.

Day 16 – Rainbow Body Paint

It looks like an eraser, but it's really body paint!

Rub it onto your skin to apply. Test a small area for sensitivity before use. If a rash develops, don't use.

Day 17 – Scratch and Sniff Stickers

Scented Stickers! Peel and Stick. Scratch them to release the scent.

★ If your little one likes these scented stickers, we sell a pack with 15 different scents, with fun designs!

Day 18 – Ring

Fun finger ring! Slip the ring onto a finger where it fits without being too tight or too loose.

Day 19 – Scratch Paper Notes

Your new scratch paper contains a brilliant gold background under the opaque surface. Simply use the enclosed scratcher to scratch away the surface to reveal what's underneath. Draw your own unique art or notes!

How it Works:

- Using the Stylus, Scratch the surface of the paper gently, but firmly enough that your movement removes the top layer.
- Gently wipe away or tap the paper vertically to remove any residue left by your scratches.
- Scratchy Scratch away! Reveal the what's under the coated paper with every stroke of your stylus!

★ We have Scratchy Scratch mini notes available with different colored backgrounds available if you love these. They make an amazing stocking stuffer!

We also have full sized paper as notepads, loose paper and even scratch paper with colored surfaces instead of black. We even make gift bags with scratch paper built-in so you don't have to worry about losing your card. So many options for creativity!

Day 20 – Necklace with Tree Pendant

Gorgeous necklace with a Tree pendant on it. Wear it around your neck, but not too tight.

Day 21 – Popit Fidget Spinner

A fun tactile take on a fidget spinner. Use it as a spinner, or fidget with the circles within the spinner part.

Day 22 – Roller Pen – Hearts

Shake well before use. This fun pen rolls out a continuous pattern (as shown on the label). Use the pattern to create frames, and add fun to your drawings and crafts!

Day 23 – Sparkly Headband

A fun sparkly headband, perfect to hold your hair back on Christmas Day!

Day 24 – CharmWow Charm Bracelet Set

WOW! A CharmWow™ charm bracelet set.

Use the included charms to decorate the bracelet anyway you want by simply clipping the charms onto the links of the bracelet.

To secure the bracelet, open the end clasp and connect it around your wrist onto a suitable link on the chain, making sure it's not too tight, and not too loose that it'll slip off the wrist.

Change the charms as many times as you feel like it! That's the fun part of a customizable charm bracelet!

★ If your little one liked this bracelet set, check out our entire line of CharmWow™ bracelet and necklace sets.

Merry Christmas!



- A new daily holiday coloring or activity printable for your kids.
- Instructions and tips on how to use each toy in this advent calendar.
- Holiday Jokes, Riddles and Trivia
- Special deals and savings for you!

Be sure to go to PLBFUN.COM/ADVENT every day for:

Every day in December leading up to Christmas, we'll share new advent countdown treats.

The holidays are such an exciting time, especially for kids and their families counting down to Christmas. Purple Ladybug is here for you! Visit our special advent calendar webpage: PLBFUN.COM/ADVENT

MORE ADVENT CHRISTMAS GIFTS ONLINE!

[DE] Wunder schöne Geschenk Adventskalender: Alles, was Sie für eine lustige Adventszeit brauchen. Enthält 24 tägliche Geschenke. Beginnen Sie am 1. Dezember. Eine Überraschung pro Tag bis Weihnachten.

ACHTUNG: ERSTICKUNGSGEFÄHR: KLEINE TEILE. NICHT EINNEHMEN. GEFÄHR FÜR SCHÄRFE PUNKTE: ENTHÄLT FUNKTIONELLE SCHÄRFE PUNKTE. KEINE KABEL UM DEN HALS WICKELN. TEILNAHME VON ERWACHSENEN FÜR DIE AUFBÜGEL-AKTIVITÄT ERFORDERLICH. TEILNAHME FÜR ERWACHSENE FÜR AKTIVITÄTEN IM HAARTROCKNER ERFORDERLICH. Nicht für Kinder unter 3 Jahren.

[IT] Calendario dell'Avvento di Regali Meravigliosi: Tutto il necessario per una divertente stagione dell'Avvento. Contiene 24 regali giornalieri. Inizia l'1 dicembre. Una sorpresa al giorno fino a Natale.

ATTENZIONE: PERICOLO DI SOFFOCAMENTO. PICCOLE PARTI. NON INGERIRE. PERICOLO PUNTI TAGLIANTI. CONTIENE PUNTI TAGLIANTI FUNZIONALI. NON AVVOLGERE IL CORDONE INTORNO AL COLLO. RICHIESTA LA PARTECIPAZIONE DI UN ADULTO PER L'ATTIVITÀ TRADIZIONALE. RICHIESTA LA PARTECIPAZIONE DI ADULTI PER L'ATTIVITÀ ITÀ DELL'ASCIUGACAPPELLI. Non per bambini sotto i 3 anni.

ADVERTENCIA: ADVERTENCIA: PELIGRO DE ASFIXIA: PIEZAS PEQUEÑAS. NO INGERIR. PELIGRO DE PUNTOS AFILADOS: CONTIENE PUNTOS AFILADOS FUNCIONALES. NO ENVUELVAS EL CORDÓN ALREDEDOR DEL CUELLO. SE REQUIERE LA PARTICIPACIÓN DE ADULTOS PARA LA ACTIVIDAD DE PLANCHADO. SE REQUIERE LA PARTICIPACIÓN DE ADULTOS PARA LA ACTIVIDAD DEL SECADOR DE PELO. No apto para niños menores de 3 años.

[ES] Calendario de Adviento de Preciosos Regalos: Todo lo que necesitas para una divertida temporada de Adviento. Contiene 24 regalos diarios. Comienza el 1 de diciembre. Una sorpresa por día hasta Navidad.

AVERTISSEMENT: RISQUE D'ÉTOUFFEMENT : PETITES PIÈCES. NE PAS INGERER. RISQUE DE POINTS TRAHNANTS : CONTIENT DES POINTS TRAHNANTS FONCTIONNELS. N'ENROULEZ PAS LE CORDON AUTOUR DU COU. PARTICIPATION DES ADULTES REQUISE POUR L'ACTIVITÉ REPASSAGE. PARTICIPATION ADULTE REQUISE POUR L'ACTIVITÉ SÈCHE-CHEVEUX. Pas pour les enfants de moins de 3 ans.

[FR] Calendrier de l'Avent Cadeaux Magnifiques: Tout ce dont vous avez besoin pour une saison de l'Avent amusante. Contient 24 cadeaux quotidiens. Commencez le 1er décembre. Une surprise par jour jusqu'à Noël.

WARNING: CHOKING HAZARD: SMALL PARTS. DO NOT INGEST. SHARP POINT HAZARD: CONTAINS FUNCTIONAL SHARP POINTS. DON'T WRAP CORD AROUND NECK. Not for children under 3 years.

[EN] Gorgeous Gifts Advent Calendar: Everything you need for a fun Advent season. Contains 24 daily gifts. Start on December 1. One surprise per day until Christmas.

PRODUCT DETAILS:

