




HIGH VOLTAGE PINTYPE INSULATORS




1.302



1.303



1.304



1.353

CATALOG NUMBER	ANSI CLASS	STANDARD PACKAGE	APPROX. WEIGHT EACH
U56 - 1 G	56 - 1	8	7.7 LBS.
U56 - 2 G	56 - 2	6	10 LBS.
U56 - 3 G	56 - 3	3	15.5 LBS
U56 - 4 G	56 - 4	2	25 LBS.

Technical Particulars - Ansi Type

TYPE		56-1	56-2	56-3	56-4
STYLE NUMBER		1.302	1.303	1.304	1.353
MAXIMUM DIAMETER	in (mm)	7.5 (191)	9 (229)	10.5 (267)	12 (305)
MAXIMUM HEIGHT	in (mm)	5.75 (146)	6.5 (165)	7.5 (191)	9.5 (241)
TOTAL CREEPAGE DISTANCE	in (mm)	13 (330)	17 (432)	21 (533)	27 (686)
CANTILEVER STRENGTH	lbs (kN)	2500 (11)	3000 (13)	3000 (13)	3000 (13)
DRY P.F. FLASHOVER	kV	95	110	125	140
WET P.F. FLASHOVER	kV	60	70	80	95
50% IMPULSE FLASHOVER +VE	kVp	150	175	200	225
50% IMPULSE FLASHOVER -VE	kVp	190	225	265	310
DRY P.F. WITHSTAND	kV	85	95	105	115
WET P.F. WITHSTAND	kV	50	60	70	80
IMPULSE WITHSTAND +VE	kVp	120	130	140	150
IMPULSE WITHSTAND -VE	kVp	120	130	140	150
PUNCTURE VOLTAGE	kV	130	145	165	185
RIV TEST VOLTAGE	kV	15	22	30	30
RIV - PLAIN	μV	8000	12000	16000	16000
@ RIV - RADIO FREED	μV	100	100	200	200
CORONA EXTINCTION VOLTAGE	kV	15	15	22	22
NET WEIGHT (APPROXIMATE) lbs.	(kg)	7.7 (3.5)	10 (4.5)	15.5 (7.0)	25 (11.0)

@ - Radio free RIV values are guaranteed only for insulators coated with semi-conducting glaze. Thimble/threading to suit thread gauge as per figure 6 of ANSI C 29.6.