



Visualize Quality®

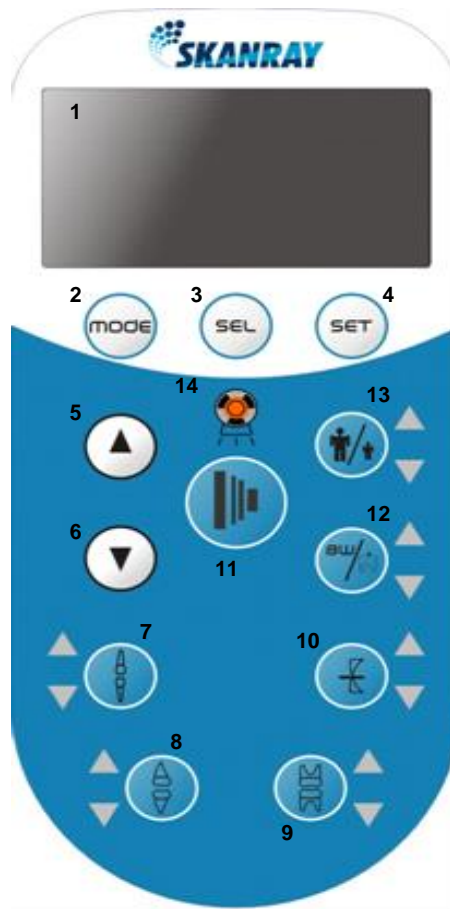
RayOs-DC

High Frequency Intra-Oral X-Ray System



User interface

- Graphic LCD display, (Switchable to Human or Vet)
- Factory set parameters for Film, digital sensor and PSP
- Three custom settings for user to store preferred settings
- Option to select short and long cone for exposure
- Anatomy selection option
- kV settable from 55 to 70 (fixed at 65 by default)
- mA settable from 4 to 8 in steps of 1mA
- Capable of working with two consoles (internal & external)
- Option to integrate doorbell switch with external console for two hand operation
- Audio /visual exposure warning system
- Feedback of actual exposure parameters





Wall Mount X-Ray



Mobile X-Ray

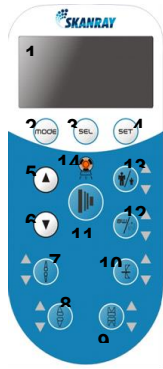
Finish & Ergonomics

- High gloss easy to clean plastic parts
- High gloss Polyurethane paint for durability & ease of cleaning
- Design without brakes avoiding field adjustments
- Clear graphic display for user friendly interfacing
- Multiple arm length to suit requirements of every clinic
- Heavy casted base for stability of Mobile units
- Settings either from internal or external console working simultaneously

Balanced & stable arm

- Arm stable over 200,000 cycles of operation
- Available with 24 in. short, or 32 in. long arm
- Easy external adjustment of arm
- Cable life of over 200,000 operations

Remote control options



Internal Console



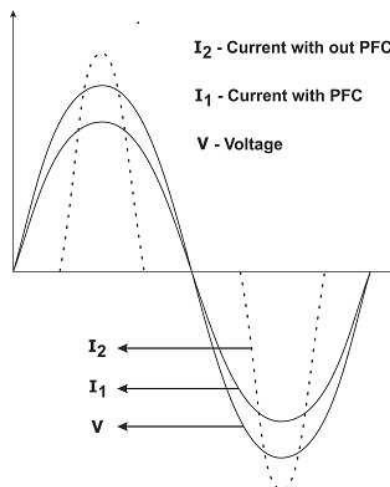
Remote Console



Wall-Mount Activator

- X-ray control with internal console & dead man switch only
- X-ray control with internal and external console connected through RJ45 (8P8C)
- X-ray control with internal and external console, and door bell switch for two switch operation (external console and doorbell switch connects through 3 wires)
- Internal console and external door bell switch through RJ11(6P4C) or 3 wire.

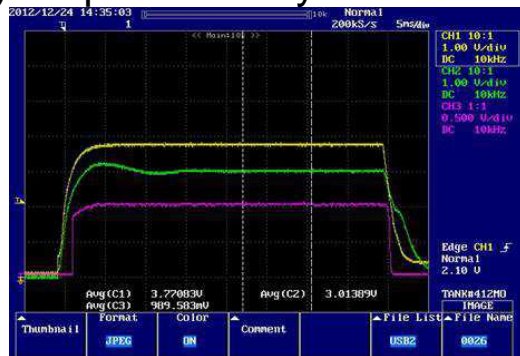
Wide input range with PFC correction



- PFC makes input current clean with low harmonic content
- Unit works from 99V to 253 V AC giving constant and stable X-ray output

Low leakage radiation & patient Dose

X-ray output in DC systems



kVp (yellow), mA (green), X-ray (pink)

- Leveraging of DC technology to reduce soft radiation and exposure time
- Patented shielding method which makes leakage close to zero at 1mt distance
- Recessed X-ray tube for ease of positioning for certain anatomy
- Built in safety to avoid unintentional X-ray exposure

X-Ray Tube Insert Specifications

Tube Insert Model	OX/70-5
Focal Spot (IEC60336)	0.4mm IEC
Anode material	Tungsten
Anode angle	19°
Insert Inherent filtration	0.5 mm Al equivalent @ 70 kV
Anode thermal capacity	7 kJ
Tube Voltage	60kV - 70kV Settable (Step size 1kV)
Source to Skin Distance	9" +/- 0.2", 12.2" +/- with Cone Attachment
Weight (packed)	Wall Mount: 110 lbs., Mobile: 222 lbs.
Height (w/Arms Folded)	51" +/- 0.5"
Long Arm Rotation	180 deg. +/- 10 deg.
Scissor Arm Swing (wall mount)	220 deg. +/- 10 deg.
Scissor Arm Swing (mobile)	70 deg. +/- 10 deg.
Tube-Head Swivel (horizontal)	530 deg. +/- 10 deg.
Tube-Head Rotation (Vertical)	305 deg. +/- 5 deg.

Tube Head Specifications

Generator Type	High Frequency Microprocessor Controlled, Constant Potential (DC)
High Voltage Control	Closed Loop
High Voltage Range	50kV – 70kV Settable in step of 1kV
High Voltage Accuracy	Better than 3%
High Voltage Ripple Frequency	> 200kHz
High Voltage Ripple	< 2%
High Voltage Rise Time	< 3mS
Tube Current Control	Closed Loop
Tube head current range	4mA – 8mA Settable in step of 1mA.
Current Accuracy	<±5%
Maximum Exposure Time	3.5 sec up to 6mA (7 & 8 mA 200ms max.)
Minimum Exposure Time	10ms
Exposure Timer Accuracy	<±10%
Maximum Electrical Output	560W at 70kV, 8mA
Duty Cycle	1:15 Automatic limit based on temperature
Total X-Ray filtration	>2.5 mm Al equivalent at 70 kV
Minimum focus to skin distance	22 cm (in-built) 30 cm with optional cone
X-ray field (at collimator tip)	Circular, diameter 6 cm
Leakage radiation @ 1m	< 0.88 mGy/h (100 mR/h
Leakage radiation technique	70 kV, 8 mA, 1 s, 225 exp/hr
Tube Head Outer Covers	ABS Plastic with Glossy Finish
PID / Cone Material	Plastic (Polycarbonate)

Regulatory Approvals

UL, CE, FDA, Health-Canada, AERB



PO Box 3386 Stn Main, Mission, BC V2V 4J5

p: 1.866.973.7662 | f: 604.852.7800 | e: info@serona.ca