



***PROFILE  
DESIGN*** 

---

**HSF AERODRINK BTA TILT BRACKET**

REVISION 01-09-06-2022

## INTRODUCTION

**Thank you for purchasing this Profile Design Hydration product. These instructions apply to the HSF/Aerodrink BTA Tilt Bracket.**

Please read these instructions thoroughly before attempting to install this item. Proper installation is required for compliance with Profile Design's warranty policy. If you are not familiar with installing bicycle accessories, please seek the assistance of your local Profile design dealer by logging on to [www.profile-design.com](http://www.profile-design.com) and using "dealer search" or by calling Profile Design's customer service number p.# 888.800.5999.

**Note to Dealers: If you install this product for the consumer, please provide him/her with this owner's manual after installation.**

### **Tools and materials required:**

- 3mm Hex Wrench
- Scissors or cutting pliers

### **Your hydration system should contain:**

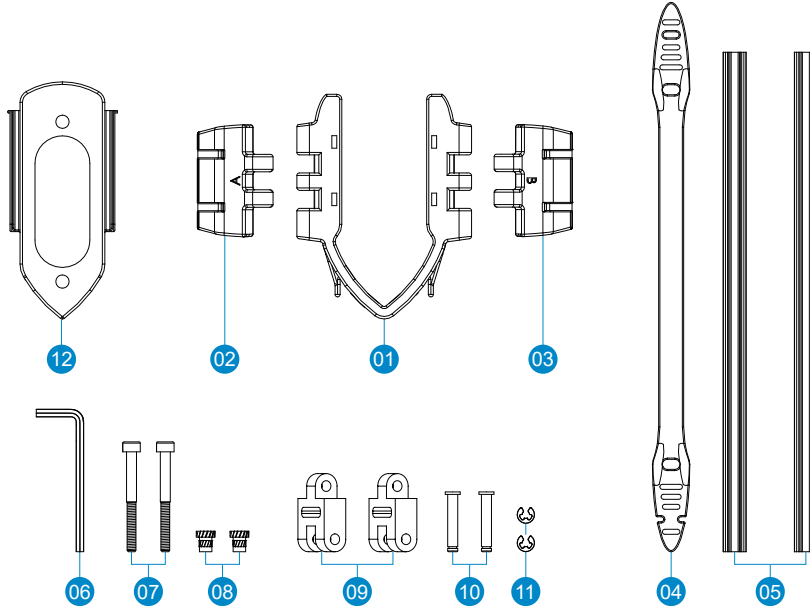
- Aerodrink BTA Tilt mounting bracket

### **Compatibility:**

- All current hydration system bottles including the Aerodrink, Aqualite, FC25 and FC35
- Any standard bottle cage for a BTA setup

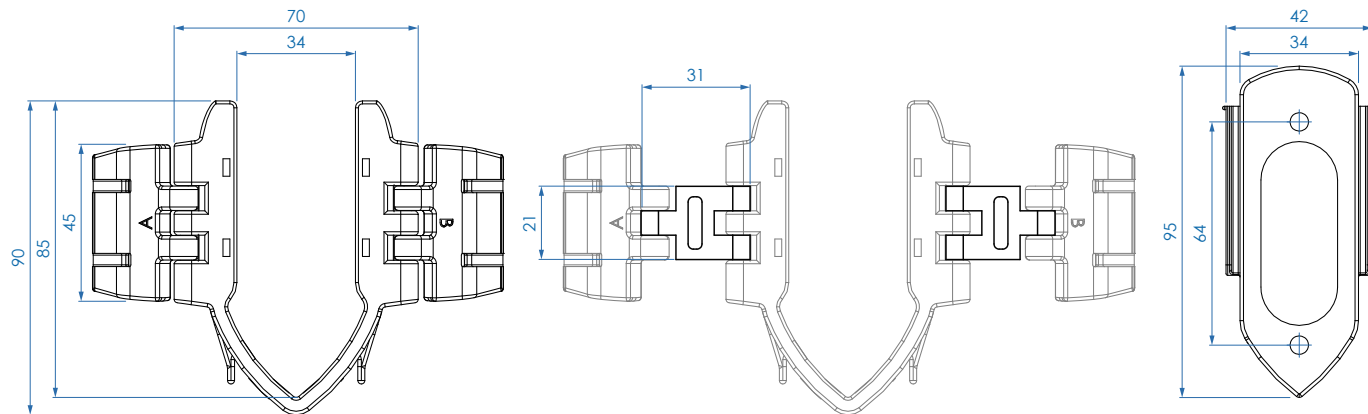
**If anything is missing from the system please contact your dealer.**

# COMPONENT LIST



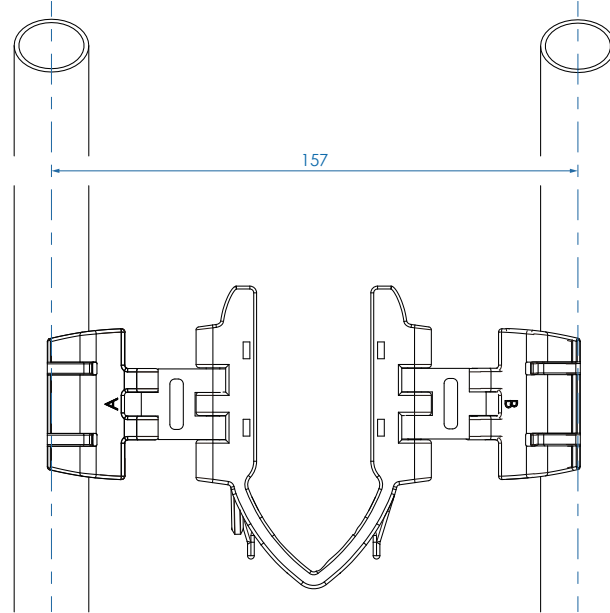
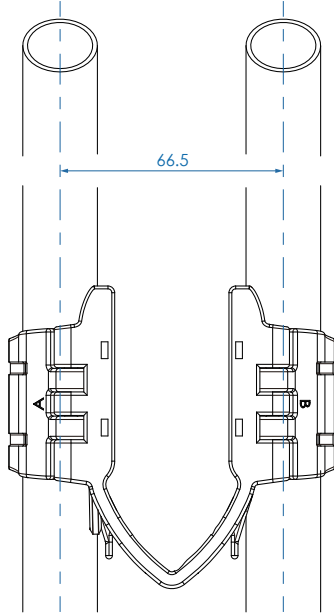
Ref.#	Part.#	QTY. Req.	Part Description
1	189343	1	Aero Drink Bracket Center Piece
2	274471	1	Aerodrink BTA Tilt Adaptor A (Left)
3	274472	1	Aerodrink BTA Tilt Adaptor B (Right)
4	295322	1	Silicon strap 15 mm
5	295327	2	Strap - Frame Protection Strip Black 9x200mm
6	274451	1	Allen key M3x19x57 black
7	212102	2	Bolt - M4x40SHB
8	469913	2	Shim - M4x0.7x8.2 Copper for Cage
9	212004	2	Bracket Width Adapter Black
10	212005	2	Pin Silver Steel (ACUDRKBK)
11	212006	2	"C" Clip Silver Steel (ACUDRKBK)
12	189342	1	Aero Drink Bracket BTA mount

# PART DRAWINGS



## PRODUCT SPECIFIC SETUP LIMITATIONS

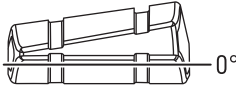
- The HSF/Aerodrink BTA Tilt Bracket is designed to fit on aerobar extensions 66.5mm-157mm wide (2.6in – 6.2in)



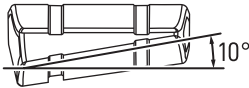
## INSTALLATION INSTRUCTIONS

The HSF/Aerodrink BTA tilt bracket offers flat and tilted (10°) mounting options. Prior to installation determine which configuration suits your aerobar setup.

- If your aerobars are flat or at a low angle, choose the flat configuration



- If your aerobars are at a higher angle, choose the 10° configuration



### Installing the bracket on a bike

1. If you need to change the configuration.
  - a. Remove M4 bolts securing the extension mount.
  - b. Remove the mount and flip it over before reinstalling.
  - c. Reinstall the M4 bolt but do not secure tightly yet.
  - d. Repeat for the other side.
2. Place the mounts on your extensions and adjust for width by rotating the mount.
3. Thread the zip ties through the mounts, loop around the extension and tighten.
4. Level the bracket then tighten the M4 bolts to 1.5Nm.
5. Cut the excess from the zip ties.

### Installing a bottle

1. If using an Aerodrink or Aqualite.
  - a. Orient the bottle correctly with the guide channel sides lined up with the mount.
  - b. Slide the bottle into the mount until you hear a click from the retention hook.
  - c. Check to make sure that the cage and guide channel are correctly matched.
  - d. Wrap the rubber strap around the bottle and stretch the holes over the hooks.
  - e. Clip the end of the rubber strap together.
2. If using a standard bottle cage in BTA format.
  - a. Attach the cage to the center mount (bolts not supplied with BTA Tilt Bracket).

## **WARRANTY POLICY**

- Profile Design Worldwide Two Year Limited Warranty.
- Profile Design, LLC (distributor) warrants to the original retail purchaser ("you") that the Profile Design product for which you received this warranty is free from defects in material and workmanship for (2) two years from the date of original retail purchase. For more details on this warranty, its exclusions and/or how to make a claim under the warranty please call +1 310.747.0085 extension 161 or visit [www.profile-design.com/pages/warranty](http://www.profile-design.com/pages/warranty)



2677 El Presidio Street  
Long Beach, CA 90810  
Ph: 310-884-7756

[www.profile-design.com](http://www.profile-design.com)

© Profile Design LLC