



802.3at PoE Gigabit Switches with SFP

Auto-Sensing IEEE 802.3af/at PoE

SFP Ports for Gigabit Fiber Connectivity

Fanless, Silent Thermal Cooling

Models: USW-16-PoE, USW-24-PoE



Overview

Expand and power your network with the UniFi® PoE Switch, part of the Ubiquiti® UniFi Enterprise System. It is available in two models:

- **USW-16-PoE** 16 RJ45 ports with 2 SFP ports
- **USW-24-PoE** 24 RJ45 ports with 2 SFP ports

Compact Form Factor

Measuring only 7.9" in depth, the UniFi PoE Switch is designed for convenient installation:

- rackmounted in a SOHO rack cabinet
- placed on a desktop

Fiber Connectivity

SFP ports enable network uplinks of up to 1 Gbps.

Fanless, Silent Cooling

The UniFi PoE Switch features fanless, silent thermal cooling*, so it can be deployed in areas where fan noise would be distracting.

* Fanless switches must not be stacked.

Switching Performance

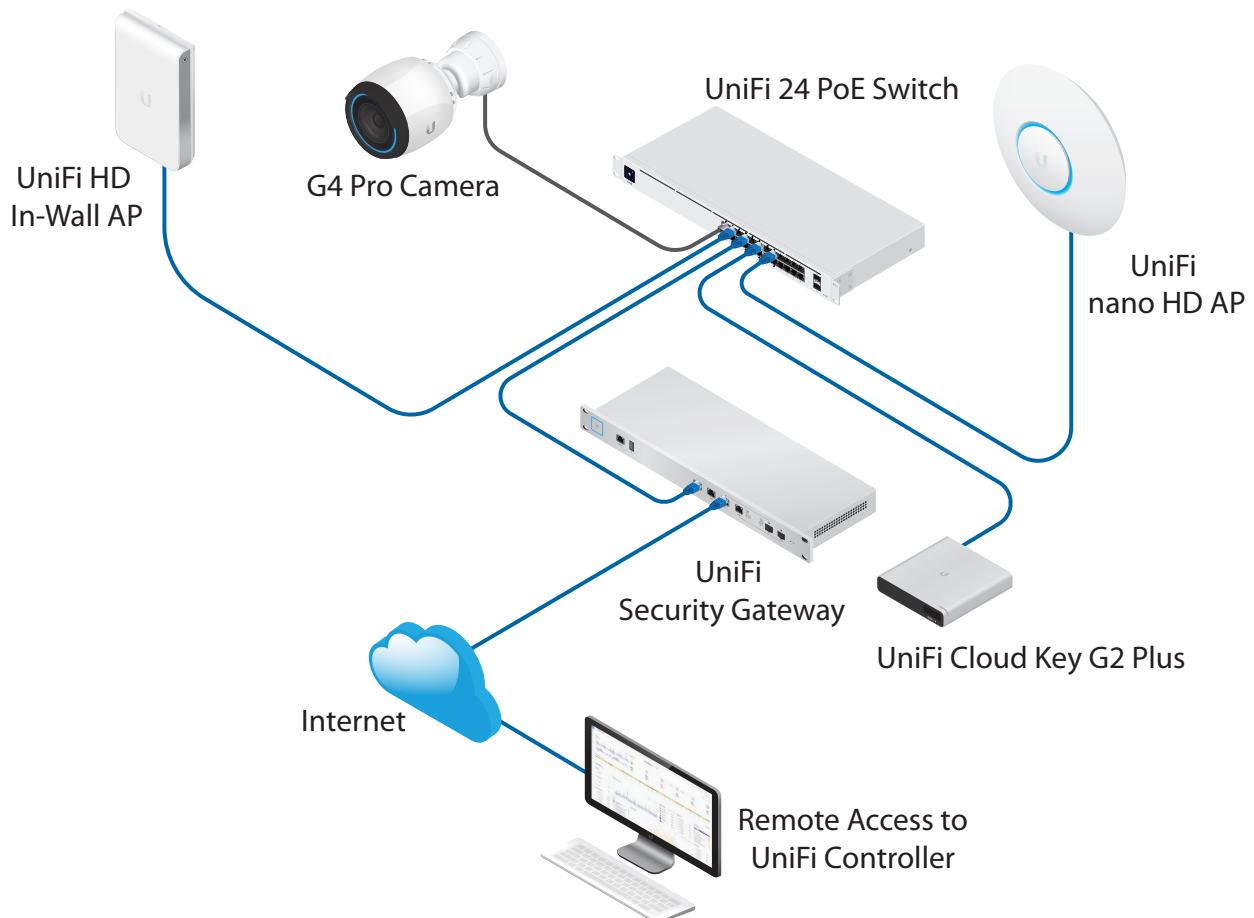
The UniFi PoE Switch offers the forwarding capacity to simultaneously process traffic on all ports at line rate without any packet loss.

802.3af/at PoE

PoE support simplifies your network infrastructure and cabling. PoE ports offer 802.3af/at to power your PoE devices, such as UniFi APs and cameras.

	USW-16-PoE	USW-24-PoE
Number of PoE Ports	8	16
Total Available PoE	42W	95W
Max. PoE Wattage per Port	32W	32W

Deployment Example



The UniFi 24 PoE Switch powers the UniFi nano HD AP, UniFi HD In-Wall AP, G4 Pro Camera, and UniFi Cloud Key G2 Plus.

UniFi 16-Port PoE Switch

- (8) Gigabit RJ45 ports with 802.3af/at
- (8) Gigabit RJ45 ports
- (2) 1G SFP ports
- 1U Rackmountable (hardware included)



USW-16-PoE

UniFi 24-Port PoE Switch


- (16) Gigabit RJ45 ports with 802.3af/at
- (8) Gigabit RJ45 ports
- (2) 1G SFP ports
- 1U Rackmountable (hardware included)



USW-24-PoE

Innovative Display

The 1.3" touchscreen displays status information for easy monitoring and quick troubleshooting.





Scalable UniFi Network Controller

Management Capabilities

The UniFi Network Controller can provision UniFi devices, map out networks, and quickly manage system traffic. Important network details are logically organized for a simplified, yet powerful, interface.

Network Overview

From a single pane of glass, view network topology and configuration, real-time statistics, and debugging metrics. Monitor your network's vitals and make on-the-fly adjustments as needed.

Deep Packet Inspection

Ubiquiti's proprietary Deep Packet Inspection (DPI) engine includes the latest application identification signatures to track which applications (and IP addresses) are using the most bandwidth.

Detailed Analytics

The UniFi Network Controller provides configurable reporting and analytics to manage large user populations and expedite troubleshooting. Advanced search and sorting capabilities make network management more efficient.

Multi-Site Management

A single controller running in the cloud can manage multiple sites: multiple, distributed deployments and multi-tenancy for managed service providers. Each site is logically separated and has its own configuration, maps, statistics, guest portal, and administrator accounts.

Switch Configuration

You can access any managed UniFi Switch through the UniFi Controller to configure a variety of features:

- Operation mode (switching, mirroring, or aggregate) per port
- Network/VLAN configuration
- Jumbo frame and flow control services
- Network settings
- Storm control setting per port
- Spanning tree configuration
- 802.1X control and RADIUS VLAN
- Debug terminal option for command-line interface

Switch Port Status

You can also view status information for each port:

- Connection speed and duplex mode
- TX/RX data rates
- Network/VLAN setting

Software Features


The UniFi Network Controller software offers the following features:

- Centralized configuration management (including configuration cloning)
- Auto-MDIX automatically adjusts as needed for straight through or crossover cable
- 802.1X (RADIUS) authentication and dynamic VLAN



USW-16-PoE	
Dimensions	442.4 x 200 x 43.7 mm (17.42 x 7.87 x 1.72")
Weight With Brackets	2.80 kg (6.17 lb) 2.89 kg (6.37 lb)
Interfaces Networking	(16) 10/100/1000 RJ45 Ports (2) 1G SFP Ethernet Ports
Management	Ethernet In-Band
Total Non-Blocking Throughput	18 Gbps
Switching Capacity	36 Gbps
Forwarding Rate	26.78 Mpps
Power Method	100-240VAC, 50/60 Hz, Universal Input
Power Supply	AC/DC, Internal, 60W
Voltage Range	100 to 240VAC
Max Power Consumption (Excluding PoE Output)	18W
LEDs System RJ45 Data Ports SFP Data Ports	Status PoE; Speed/Link/Activity Link/Activity
ESD/EMP Protection	Air: ± 16 kV, Contact: ± 12 kV
Shock and Vibration	ETSI300-019-1.4 Standard
Operating Temperature	-5 to 40° C (23 to 104° F)
Operating Humidity	10 - 90% Noncondensing
Certifications	CE, FCC, IC

PoE	
Total Available PoE	42W
PoE Interfaces Ports 1-8	POE+ IEEE 802.3af/at (pins 1, 2+; 3, 6-)
Max. PoE Wattage per Port by PSE 802.3at	32W
Voltage Range 802.3af Mode 802.3at Mode	44-57V 50-57V





USW-24-PoE	
Dimensions	442.4 x 200 x 43.7 mm (17.42 x 7.87 x 1.72")
Weight With Brackets	3.00 kg (6.61 lb) 3.09 kg (6.81 lb)
Interfaces Networking	(24) 10/100/1000 RJ45 Ports (2) 1G SFP Ethernet Ports
Management	Ethernet In-Band
Total Non-Blocking Throughput	26 Gbps
Switching Capacity	52 Gbps
Forwarding Rate	38.69 Mpps
Power Method	100-240VAC, 50/60 Hz, Universal Input
Power Supply	AC/DC, Internal, 120W
Voltage Range	100 to 240VAC
Max Power Consumption (Excluding PoE Output)	25W
LEDs System RJ45 Data Ports SFP Data Ports	Status PoE; Speed/Link/Activity Link/Activity
ESD/EMP Protection	Air: ± 16 kV, Contact: ± 12 kV
Shock and Vibration	ETSI300-019-1.4 Standard
Operating Temperature	-5 to 40° C (23 to 104° F)
Operating Humidity	10 - 90% Noncondensing
Certifications	CE, FCC, IC

PoE	
Total Available PoE	95W
PoE Interfaces Ports 1-16	PoE+ IEEE 802.3af/at (pins 1, 2+; 3, 6-)
Max. PoE Wattage per Port by PSE 802.3at	32W
Voltage Range 802.3af Mode 802.3at Mode	44-57V 50-57V

