

# Docking Drawer®

## In-Drawer Outlets for International Markets

We are the market leader of in-drawer electrical outlets. Whether you refer to them as Charging or Power Points, Sockets, or GPOs—we offer the safest, most reliable products. Offering a full array of CE and RCM marked in-drawer electrical solutions, we are committed to charging and powering today's connected lifestyle with innovative solutions. Our patented and simple-to-specify outlets offer a reliable way to add outlets to any movable drawer, while keeping your spaces organized.

Building upon our market-leading success in North America, we have expanded our line of one-of-a-kind safe, well-designed, and efficient in-drawer outlet solutions to include a line of Docking Drawer outlets for Australia/New Zealand, Continental Europe and the United Kingdom.



### Smart.

Style Drawer Trio outlets feature an interlocking safety rated thermostat that cuts power to the outlet when temperatures rise, to ensure safe operation.

### Simple.

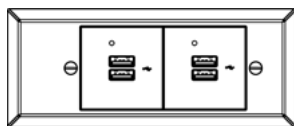
Compact design allows Docking Drawer Duo and Style Drawer Trio outlets to be installed into just about any type of cabinet, either at the beginning, middle or end of any project.

### Safe.

Docking Drawer Duo and Style Drawer Trio outlets are CE and RCM certified. Assemblies are cycle tested over 500,000 times to ensure a long life of safe operation.

# In-Drawer Outlets

## Docking Drawer Duo™



AUSTRALIA/NEW ZEALAND  
CONTINENTAL EUROPE  
UNITED KINGDOM

## Docking Drawer Duo

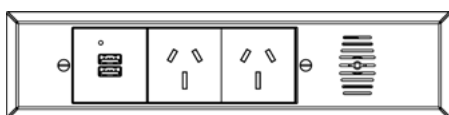
Docking Drawer Duo in-drawer charging outlets are specifically designed to charge today's technology and feature USB 2.0 Fast Charging USB ports to charge your devices such as cell phones, tablets, fitness trackers, electric toothbrushes, portable speakers and smart speakers.



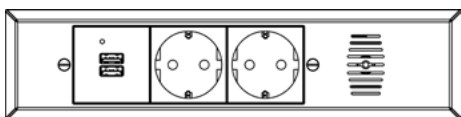
### Where to Install:

- Kitchens
- Desks
- Closets
- Furniture

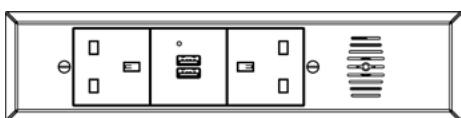
## Style Drawer Trio™



AUSTRALIA/NEW ZEALAND



CONTINENTAL EUROPE

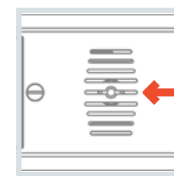


UNITED KINGDOM

## Style Drawer Trio Series

Style Drawer Trio in-drawer powering outlets are specifically designed to charge today's technology and power devices such as hair dryers, curling irons, stand mixers and more. All Style Drawer Trio in-drawer outlets feature USB 2.0 Fast Charging USB ports that are compatible with a wide range of smartphones and tablets, and (2) powering outlets that are controlled by a built-in safety rated thermostat that cuts power to the outlet when temperatures rise above 50°C. Style Drawer Trio outlets are available for Australia/ New Zealand (Type I socket), Continental Europe (Type E sockets, also called Shuko) and United Kingdom (Type G socket) and include a 1.6 meter patch cord with country-specific plug.

### Interlocking Safety Feature:



### Thermostat

Integrated thermostat cuts power to the outlet in the event that the surrounding temperature exceeds 50°C.



### Where to Install:

- Bathrooms
- Kitchens
- Furniture
- Any Drawer

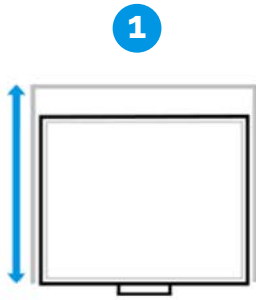


# How to Choose an Outlet

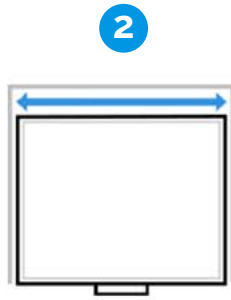
## STEP 1

### Measure Cabinet

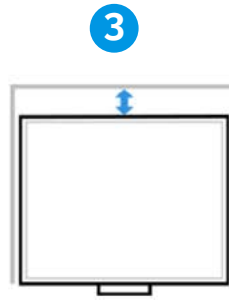
Adding an in-drawer outlet to your project is a simple process. Start by measuring the base cabinet depth to ensure the outlet offers enough extension for the drawer to open completely. Then measure the drawer width and calculate the space available behind the drawer box to verify there is room for the outlet assembly. Lastly, measure the interior drawer box height. That's it. Simple.



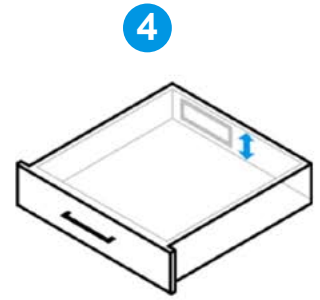
1 Start your project by determining the cabinet's depth.



2 Measure the width of the space behind the drawer box.



3 Then measure space available behind the drawer box.

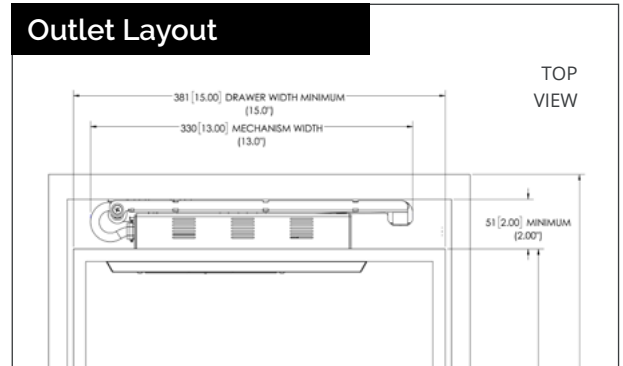


4 Then measure the interior drawer box height.

## STEP 2

### Confirm Size

Confirm that the Docking Drawer Duo or Style Drawer Trio in-drawer outlet will fit into your cabinetry. The compact in-drawer outlets require a minimum drawer box width (OD)  $\geq 381$ mm and just 51mm of space behind the drawer box.



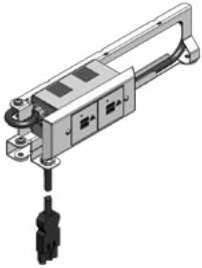
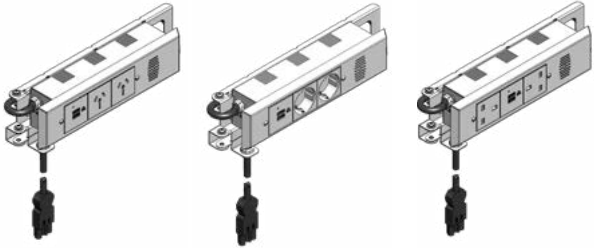
## STEP 3

### Download Resources

Planning an in-drawer outlet installation is easy using the resources available in our Specification Library at [www.dockingdrawer.com](http://www.dockingdrawer.com).





Once there, download Mounting Diagrams to plan an installation, get DXF and STEP files to import into 2D and 3D programs, or review the Electrical Planning Guide to locate in-cabinet power to connect Docking Drawer or Style Drawer outlets.



	CHARGING			POWERING		
	<b>Docking Drawer Duo</b>			<b>Style Drawer Trio</b>		
						
Cabinet Depth	≤ 600mm			≤ 600mm		
Part Number	0290-20610W-AUS	0290-20610W-EUR	0290-20610W-UK	0290-20533W-AUS	0290-20533W-EUR	0290-20533W-UK
Finish	White					

Cabinet Specifications:	
Minimum drawer box width (OD)	≥ 381mm
Minimum space behind drawer box	51mm
Minimum interior drawer box height	75mm

Features:	USB	AC/USB
CE and RCM Marked	Yes	
Interlocking Safety Feature	No	Manual Reset Thermostat
Electrical Connection	1.6m cord with country-specific plug	
Warranty	2 Years	

Receptacle Specifications:				
				
Tamper Resistant	NA	Yes	Yes	Yes
GFCI	NA	No	No	No
Max Current	USB Max Current per USB socket: 2.1 amps (total current shared between ports) Max Input Rating: 450mA @ 240 VAC 50/60 Hz	10 amps per outlet @ 240 VAC Combined Max Current: 10 amps	10 amps per outlet @ 240 VAC Combined Max Current: 10 amps	10 amps per outlet @ 240 VAC Combined Max Current: 10 amps

080218 HU

# Docking Drawer®

(530) 205-3625

12893 Alcosta Blvd, Suite M, San Ramon, CA 94583

sales@dockingdrawer.com

www.dockingdrawer.com

