



Glue here

MAKE A VET'S HAT

1 Get an adult to help you to cut a length of card and make sure it goes around your head.

2 Stick it together.

3 Add the patch to finish it off



Every vet needs an ID badge - draw your picture and write your name






ANIMAL FEEDING AREA



GO TO GLTC.CO.UK FOR MORE HOME LEARNING IDEAS



ANIMAL WASHING AREA




GO TO GLTC.CO.UK FOR MORE HOME LEARNING IDEAS

PLEASE TAKE A SEAT
VET

WILL SEE YOU SOON

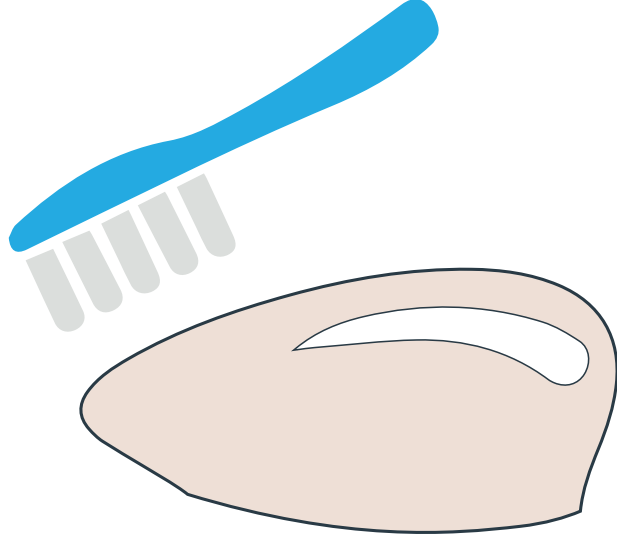




**SLEEPY PET?
ASK THE VET
ABOUT VITAMINS**



GO TO GLTC.CO.UK FOR MORE HOME LEARNING IDEAS

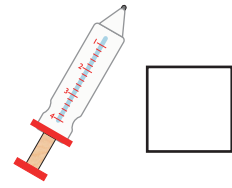
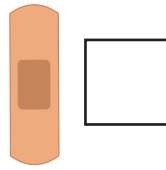
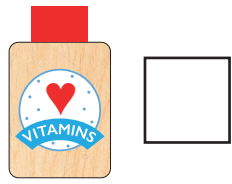
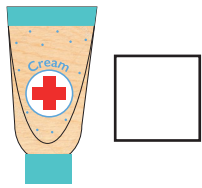


**KEEP YOUR
PET'S TEETH
CLEAN**

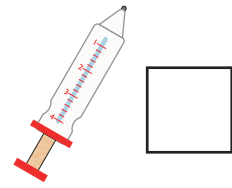
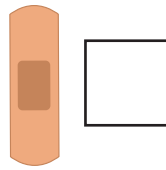
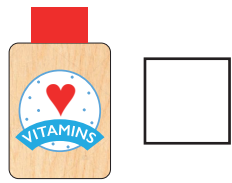
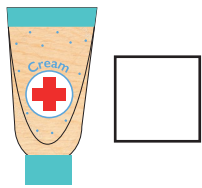


GO TO GLTC.CO.UK FOR MORE HOME LEARNING IDEAS

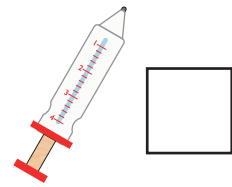
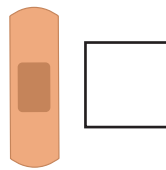
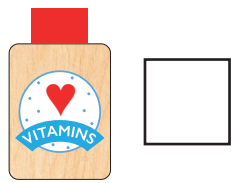
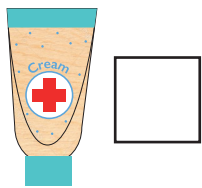
 PRESCRIPTION



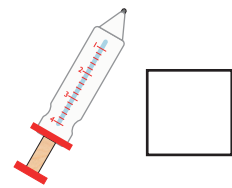
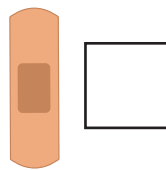
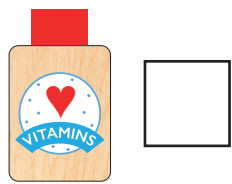
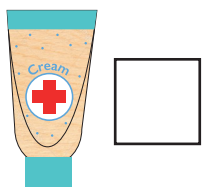
 PRESCRIPTION



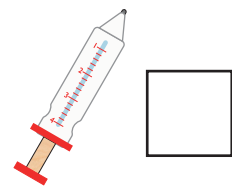
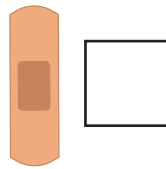
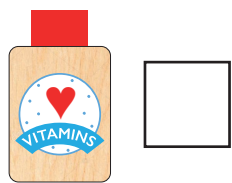
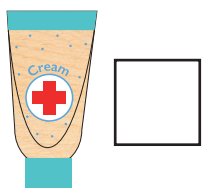
 PRESCRIPTION



 PRESCRIPTION




 PRESCRIPTION





**VETS
OPEN**



 **VET NOTES**

Patients Name



Temperature



Heart Rate



Notes

 **VET NOTES**

Patients Name



Temperature



Heart Rate



Notes

 **VET NOTES**

Patients Name



Temperature



Heart Rate



Notes

 **VET NOTES**

Patients Name



Temperature



Heart Rate



Notes

