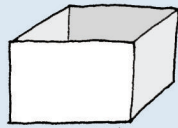


# Make a simple hedgehog house

## You will need:

- Medium-sized plastic storage box



- Stanley knife



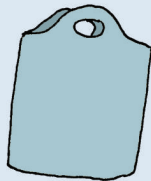
- Leaf litter



- Dry grass or straw



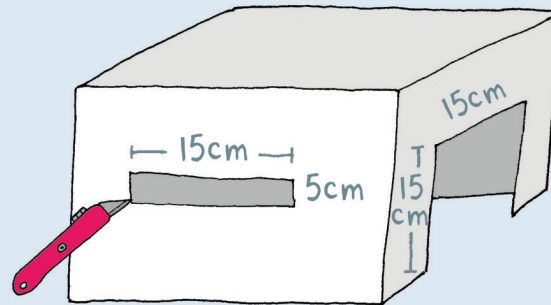
- Carrier bag




- Twigs and dry leaves



- 1 Cut two side air vents and an entrance into the plastic box.

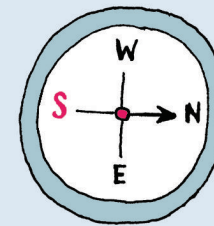
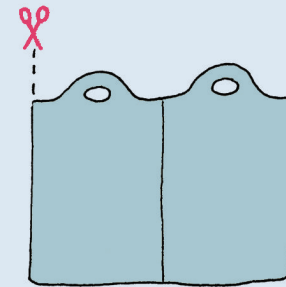


- 2 Put some leaf litter inside the box, with clean, dry grass or straw on top.



- 3 Tuck the box near a hedge (with the entrance facing south if possible).

- 4 Put an opened-up carrier bag over the top of the box, then cover with twigs, dry grass and leaves.



# Make a deluxe hedgehog house

## You will need

- 20mm FSC plywood boards cut to the sizes shown

- Hammer and nails



- 2 metal hinges



- Soil



- Dry leaves



- Straw or dry grass



- Newspapers



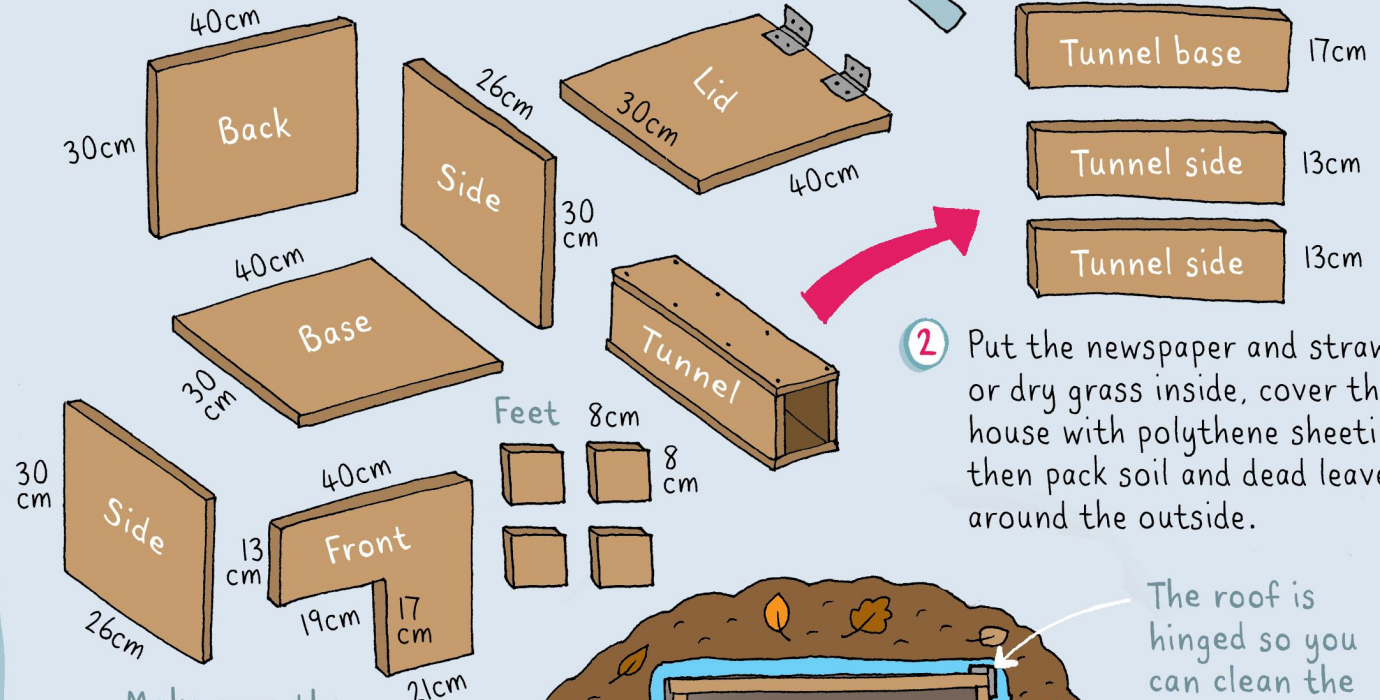
- Polythene sheeting



Do not creosote or treat the wood

Birch is ideal

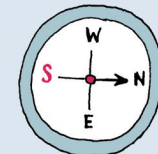
1 Construct the hedgehog house from the following diagram and dimensions.



2 Put the newspaper and straw or dry grass inside, cover the house with polythene sheeting, then pack soil and dead leaves around the outside.

Make sure the entrance tunnel faces south, and is kept clear at all times

The roof is hinged so you can clean the box in future



raised up on feet

