



Glue here

MAKE A DOCTOR'S HAT

1 Get an adult to help you to cut a length of card and make sure it goes around your head.

2 Stick it together.


3 Add the patch to finish it off



Every doctor needs an ID badge - draw your picture and write your name




A



**EAT AN
APPLE A DAY**



GO TO GLTC.CO.UK FOR MORE HOME LEARNING IDEAS



**FEELING TIRED?
ASK YOUR DOCTOR
ABOUT VITAMINS**



GO TO GLTC.CO.UK FOR MORE HOME LEARNING IDEAS

A

B C D E

F G H I J K L

M N O P Q R S

T U V W X Y Z

1 2 3 4 5 6 7 8 9 10



SET 1



SET 2



SET 3




SET 4



PLEASE TAKE A SEAT
DOCTOR

WILL SEE YOU SOON



**WASH YOUR HANDS
TO FIGHT GERMS!**



GO TO GLTC.CO.UK FOR MORE HOME LEARNING IDEAS

