

The Importance of

DIAGNOSTIC SCAN TOOLS

For The Powersports Technician



Table of Contents:

The importance of Diagnostic Tools for the Power Sports service repair shop	3
The Motorscan Diagnostic Scan Tool	4
The Motorscan MS6050R17 Kit	5
Advantage of the Motorscan MemoBike 6050 Scan Tool	6
Systems diagnosed	6
The 6053 DIVAS Accessory for the MemoBike 6050	8
Features:	8
OEM- Level Connector Cables	9
Links to Resources:	11
Motorscan 6050 - ANSED Diagnostics Powersports Scan Tool Video	11
Cyclepedia writes "Tech Tips: Diagnostic Tools" in the March issue of Motorcycle & Powersports News (MPN)	11
About ANSED Diagnostic Solutions LLC	12

The importance of Diagnostic Tools for the Power Sports service repair shop

The power sports industry, much like the automotive sector, has moved more and more toward the use of electronic control units (ECUs) to manage and monitor the engine and other systems on the vehicle.

The benefit of this technological advance is that it allows for better performance and efficiency of the vehicle, with the on-board diagnostic systems that enable repair and maintenance.

Diagnostic scan tools are made to assist technicians by discovering the underlying issue of the vehicle in a timely manner. The vehicles are equipped with more complex systems each year and become more complicated to diagnose and repair without the proper diagnostic tools.

These tools help the technician understand what steps are in order to properly service the vehicle. Accuracy and cost-effective repairs are the key to profitable service.

The proper diagnostic tools will keep the independent power sports repair shop competitive in a rapidly changing market, ensuring that customers can still rely on the people they know and trust to repair their vehicles.

Expand your shop's repair capabilities by utilizing diagnostic tools, keep the work in-house, and enjoy the extra sales and profits!!

The Motorscan Diagnostic Scan Tool

The Motorscan MemoBike 6050 is the most innovative handheld instrument to make advanced diagnostics of the new generation of motorcycles and power sport vehicles.

The Motorscan MemoBike 6050 is preloaded with software for 75+ manufacturers and 4000+ models of motorcycles, scooters, ATVs and more than 15,000 applications.

It will allow the technician to perform factory service procedures, and will display ECU data, read and erase stored faults (history) or live data (RPM, battery voltage, throttle angle), and more functions, including:

- Component activation and testing
- Zero setting service light
- Keys encoding
- Temporary immobilizer unlocking
- Injection adjustment
- Throttle valve sensor adjustment (TPS)
- Zero setting self-adaptive parameters
- Idle regulation
- Air purging from the ABS system
- Data logger function of engine unit control (ECM) parameters
- and more!!



The Motorscan MS6050R17 Kit

The Motorscan MS6050R17 Universal Scan Tool Kit, contains:

- the MemoBike 6050 scan tool
- software for 75+ brands
- shock-absorbing case
- master cable
- battery clamp cable
- universal cable
- USB cable
- power adapter
- quick start guide
- all in a hard plastic carrying case



OEM-level Connector Cables are purchased individually

Advantage of the Motorscan MemoBike 6050 Scan Tool

The Motorscan MemoBike 6050 is the ultimate diagnostic scan tools for motorcycles, dirt bikes, scooters and ATVs with coverage of *75+ brands, 4000+ models and over 15000 systems*.

The MemoBike 6050 is perfect for the independent motorcycle repair shops, servicing many different brands and models!

Gain a competitive edge with the faster, more cost-effective and enhanced diagnostic abilities of the Motorscan MemoBike 6050:



- Get more coverage
- Stop sending customers away
- Offer more service options
- Increase the accuracy of diagnostics
- Service more customers

Systems diagnosed

Covered Systems

ECU		Injection
ABS		Radio
Ignition		Parking
Instrument Panel		Immobilizer / Alarm
Handlebar Controls		Electronic Traction
RDC		EPT
Transmission		Service Light Re-Set
		Injection Display Codes
		Injection Blinking Codes

Covered Brands (as of V15 software):

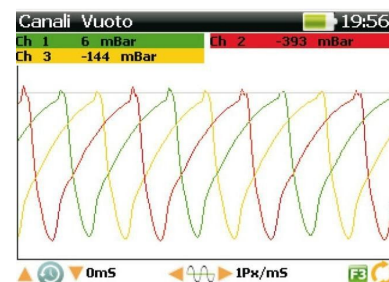
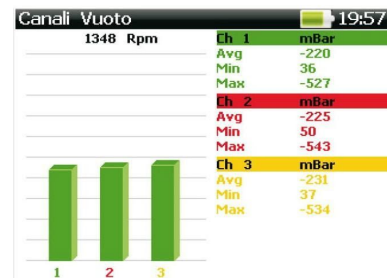

ADIVA	DAELIM	LAMBRETTA	QUADRO
AEON	DAFRA	LANCE	
AJP	DERBI	LAVERDA	RIEJU
APRILA	DUCATI		RIYA
ARCTIC CAT		MACBOR	ROYAL ENFIELD
	GARELLI	MALAGUTI	
BAJAJ	GAS GAS	MASH	SHERCO
BENELLI	GEON	MBK	SUZUKE
BETAMOTOR	GILERA	MH	STELS
BIMOTA	GOES	MINSK	SYM
BMW		MITT	
BOOM TRIKES	INDIAN	MONDIAL	TGB
BRIXTON		MOTOGUZZI	TRIUMPH
BROUGH SUPERIOR	HARLEY-DAVIDSON	MOTO MORINI	
BRP CAN-AM	HISUN	MV AGUSTA	VERVEMOTO
BUELL	HONDA	MZ	VESPA
	HUSABERG		VICTORY
CAGIVA	HUSQVARNA	PEUGEOT	
CF MOTO	HYOSUNG		VOXAN
COLEMAN		PIAGGIO	
CSC	KAWASAKI	POLARIS	YAMAHA
	KEEWAY		
	KSR MOTO		ZONGSHEN
	KTM		
	KVN MOTOR		
	KYMCO		

The 6053 DIVAS Accessory for the MemoBike 6050

The 6053 DIVAS is the new accessory available for the Motorscan MemoBike 6050 scan tool - extending the range of diagnostic capabilities through a series of additional applications necessary for proper tune-up of motorcycles and power sports vehicles.

Features:

- Synchronization of throttle valves on carburetor and fuel injected systems
- Dynamic analysis of the manifold intake pressures
- RPM reading
- Color graphing of measured data
- Synchronization procedures integrated with diagnostic functionalities of the engine control unit (idle speed control lock, TPS and/or self-adaptive parameter reset, analysis of fault code memory, verification of proper operating conditions, etc.)
- 3 analogical input ports for dynamic analysis and data acquisition of vehicle sensors
- Built-in microphone



OEM- Level Connector Cables

In addition to the Motorscan MS6050R17 Universal Scan Tool Kit, OEM-level connector cables are needed to connect to the MemoBike 6050 with the Master Cable, in order to diagnose. These are vehicle specific connector cables.



Cable Listing (as of V15 software):

MS458	Kawasaki 4-pin Slave Cable
MS459	Kawasaki 8-pin Slave Cable
MS460	Honda 4-pin Slave Cable
MS461	Honda 3-Pin Slave Cable
MS463	Suzuki - Arctic Cat 6-Pin Slave Cable
MS464	Suzuki - Kawasaki 4-Pin Slave Cable
MS475	Yamaha - Malaguti - MBK 3-Pin Slave Cable
MS476	Cagiva 10-Pin Slave Cable
MS477	Suzuki - Cagiva Slave Cable - Injection Regulation

MS510	Kawasaki 4/6-Pin MY 2010 Slave Cable
MS512	SYM 3-Pin Slave Cable
MS516	Polaris 8-Pin Slave Cable
MS518	Sistemi Walbro Slave Cable
MS525	BMW Slave Cable
MS526	MV Agusta Slave Cable
MS528	Honda HISS 2-Pin Slave Cable
MS538	Kymco CAN 4-Pin Slave Cable
MS539	Daelim CAN 4-Pin Slave Cable

MS480	Harley-Davidson 4-Pin Cable (Note: Some models may use Buell Ignition Cable)	MS541	Harley-Davidson CAN 6-Pin Slave Cable
MS481	OBDII / Triumph 16-Pin Slave Cable	MS551	Husqvarna 6-Pin Slave Cable
MS483	Aprilia/Ditech Slave Cable	MS557	KTM Injection Regulation Cable
MS489	KTM Slave Cable	MS562	Benelli/Keeway Scooter 6-Pin Slave Cable
MS490	Aprilia/Sagem Slave Cable	MS570	Adaptor Kawasaki 4-Pin Batteryless Slave Cable
MS491	Peugeot Slave Cable	MS584	Yamaha 4-Pin Slave Cable
MS493	Kymco Slave Cable	MS589	Yamaha T-Max 530 Euro 3
MS499	Packard Slave Cable	MS591	Aprilia & Moto Guzzi Dashboard 8-pin Slave Cable
MS500	Kawasaki 4-Pin MY 2007 Slave Cable	MS593	Moto Guzzi Dashboard & Service 5-pin Slave Cable
MS501	BRP/CAN-AM Slave Cable	MS595	Betamotor 6-pin Slave Cable
MS502	Kawasaki Injection Regulation Slave Cable	MS599	Vespa & Kawasaki 2019 6-pin Slave Cable
MS505	Benelli 6-Pin Slave Cable	MS603	Royal Enfield 6-pin Slave Cable
MS506	VDO 4-Pin Buell - Harley Davidson Slave Cable (not used w/ MB6050)	MS605	Kawasaki (and supersedes MS570)
MS508	Ducati CAN 4-Pin Slave Cable	MS606	Honda 4P Slave Cable (and supersedes SL460)
MS509	Kawasaki 6-Pin Slave Cable		

****Some cables fit multiple manufacturers, and some manufacturers require multiple cables for full coverage.**

We have a complete listing, by brand and model, to look up the exact cable required for a particular brand, model, year and application. More than 15000-line items!!

But we also have a convenient [Online Cable Configurator](#) on our website.

Links to Resources:

Motorscan 6050 - ANSED Diagnostics Powersports Scan Tool Video



MS6053 DIVAS Accessory for Motorscan MS6050 Video:



[Cyclepedia](#) writes "Tech Tips: Diagnostic Tools" in the March issue of Motorcycle & Powersports News (MPN)

TECH TIPS | Diagnostic Tools

By: CYCLEPEDIA
Tech Shop
March 20, 2020

[View](#)

About ANSED Diagnostic Solutions LLC

ANSED Diagnostic Solutions is the authorized importer and distributor of the MOTORSCAN MemoBike 6050 in North America, and serving Mexico, Central & South America, and Caribbean markets.

ANSED is a premier vehicle diagnostic solutions company offering the most innovative diagnostic tools for Power Sports, Automotive and Heavy Duty. We work with technicians, understand their needs and develop solutions to make it easier and faster for them to do their work.

Contact us now: sales@anseddiagnostics.com

Visit our website: www.ANSEDdiagnostics.com



ANSED Diagnostic Solutions LLC
1528 Walnut Street
Philadelphia, PA 19102