




# SUREBONDER® COLOR CODED STAPLE GUIDE

We created this guide for you; our customers, to make sure you get the most information on our staples and how they correspond with other popular brands. Each staple type and size is designed to fit and work with certain types of staple guns, depending on your job or project.

Below is a listing of all the staples we carry, their recommend staple gun and other brands they correspond with, *happy bonding!*

<b>#1</b> SUREBONDER® ARROW®	<b>#2</b> POWERFAST(SWINGLINE)® STANLEY®	<b>#3</b> SUREBONDER® ARROW® POWERSHOT®	<b>#4</b> SUREBONDER® ARROW® STANLEY®	<b>#5</b> SUREBONDER® POWERFAST(SWINGLINE)®
<b>Light Duty Staples</b>  <b>.476"</b> ACTUAL WIDTH <b>LEG LENGTHS</b> 1/4" (6mm) 5/16" (8mm)	<b>Light Duty Staples</b>  <b>.500"</b> ACTUAL WIDTH <b>LEG LENGTHS</b> 1/4" (6mm) 5/16" (8mm)	<b>Light Duty Staples</b>  <b>.441"</b> ACTUAL WIDTH <b>LEG LENGTHS</b> 1/4" (6mm) 5/16" (8mm) 3/8" (10mm)	<b>Heavy Duty Staples</b>  <b>.417"</b> ACTUAL WIDTH <b>LEG LENGTHS</b> 1/4" (6mm) 5/16" (8mm) 3/8" (10mm) 1/2" (12mm) 9/16" (14mm)	<b>Heavy Duty Staples</b>  <b>.504"</b> ACTUAL WIDTH <b>LEG LENGTHS</b> 1/4" (6mm) 5/16" (8mm) 3/8" (10mm) 1/2" (12mm) 9/16" (14mm)
<b>#6</b> DUOFAST® ACE® CRAFTSMAN®	<b>#7</b> SUREBONDER® ARROW® STANLEY®	<b>#8</b> ARROW® POWERSHOT® STANLEY®	<b>#9</b> ARROW® POWERSHOT® STANLEY®	<b>#10</b> ARROW® STANLEY®
<b>Heavy Duty Staples</b>  <b>.485"</b> ACTUAL WIDTH <b>LEG LENGTHS</b> 1/4" (6mm) 5/16" (8mm) 3/8" (10mm) 1/2" (12mm) 9/16" (14mm)	<b>Cable Staples</b>  <b>.305"</b> ACTUAL WIDTH <b>LEG LENGTHS</b> 3/8" (10mm) 1/2" (12mm) 9/16" (14mm)	<b>Brad Nails</b>  <b>.562"</b> <b>LEG LENGTHS</b> 9/16" (14mm)	<b>Pin Nails</b>  <b>.562"</b> <b>LEG LENGTHS</b> 9/16" (14mm)	<b>Heavy Duty Staples</b>  <b>.305"</b> ACTUAL WIDTH <b>LEG LENGTHS</b> 5/16" (8mm) 3/8" (10mm) 1/2" (12mm)
<b>#11</b> BOSTITCH® SUREBONDER® MASTER MECHANIC®	<b>#14</b> POWERFAST® GARDNER BENDER® SUREBONDER®	<b>#15</b> POWERFAST® GARDNER BENDER® SUREBONDER®	<b>#16</b> SUREBONDER® ARROW® STANLEY®	<b>#19</b> SUREBONDER® ARROW®
<b>Power Crown Staples</b>  <b>.449"</b> ACTUAL WIDTH <b>LEG LENGTHS</b> 1/4" (6mm) 5/16" (8mm) 3/8" (10mm) 1/2" (12mm) 9/16" (14mm)	<b>Round Crown Cable Staples</b>  <b>.500"</b> ACTUAL WIDTH <b>FITS UP TO</b> 1/4" (6mm) Round Cable	<b>Flat Crown Cable Staples</b>  <b>.500"</b> ACTUAL WIDTH <b>FITS UP TO</b> 5/32" (4mm) Flat or Round Cable	<b>Brad Nails</b>  <b>.375"</b> to <b>1.25"</b> <b>LEG LENGTHS</b> 3/8" (10mm) 5/8" (16mm) 3/4" (18mm) 1" (26mm) 1 1/4" (32mm)	<b>Insulated Cable Staples</b> <b>LEG LENGTHS</b> 1/4" x 1/4" (6mm x 6mm) 5/16" x 5/16" (8mm x 8mm) 5/16" x 1/4" (8mm x 6mm)  <b>11/16"</b> (17mm) <b>5/16"</b> (8mm) <b>1/4"</b> (6mm)

SUREBONDER®			
Model #	Staple #	Color Code	Leg Length
2500	1		1/4" 5/16"
5540, 5545	14		Fits up to: 1/4" Round Cable
	15		Fits up to: 5/32" Flat or Round Cable
5500, 5525, 5580, ST-3600	3		1/4" 5/16" 3/8"
5600, 5602, 5685, 5900, 5900N, 5900G, 5910, 5960	4		1/4" 5/16" 3/8" 1/2" 9/16"
	8 & 9		9/16"
5650 *Recommended	4		1/4" 5/16" 3/8" 1/2" 9/16"
	*5		1/4" 5/16" 3/8" 1/2" 9/16"
	6		1/4" 5/16" 3/8" 1/2" 9/16"
	11		1/4" 5/16" 3/8" 1/2" 9/16"
5700	4		1/4" 5/16" 3/8" 1/2" 9/16"
	7		1/2" 9/16"
	8 & 9		9/16"
5800	4		1/4" 5/16" 3/8"
5690, 5850, 9600	4		1/4" 5/16" 3/8" 1/2" 9/16"
5950	16		3/8" 5/8" 3/4" 1" 1 1/2"

ARROW®			
Model #	Staple #	Color Code	Leg Length
P-22	1		1/4" 5/16"
T50, T55, ET50, CT50K, T50ELITE, T55C, ETF50, ETF50P, ET50RED, ETC 50, ETFX50, ETC50C, ETN50, T50RED, T50PBN	4		1/4" 5/16" 3/8" 1/2" 9/16"
HT50A, HT50P, HTX50, HT50RED	4		5/16" 3/8" 1/2"
JT21, JT21CM, T27, JT27	3		1/4" 5/16" 3/8"
T25K	7		1/2" 9/16"
T2025, ET2025	7		1/2" 9/16"
	10		5/16" 3/8" 1/2"
T50PBN, ETF50PBN, ETF50BN, T7000, T50ELITE	4		1/4" 5/16" 3/8" 1/2" 9/16"
	8 & 9		9/16"
ET100, T50ELITE, T50RED, T50PBN	16		5/8" 3/4" 1"
ET125, ET200, EBN320RED, HT55, HT50RED	4		1/4" 5/16" 3/8"
	16		5/8" 3/4" 1"

ACE HARDWARE®			
Model #	Staple #	Color Code	Leg Length
22084	6		1/4" 5/16" 3/8" 1/2" 9/16"
22087	5		1/4" 5/16" 3/8" 1/2" 9/16"
	6		1/4" 5/16" 3/8" 1/2" 9/16"
	8 & 9		9/16"
27175	6		1/4" 5/16" 3/8" 1/2" 9/16"
22083	2		1/4" 5/16"
2014413, 2064673, 2034767	4		1/4" 5/16" 3/8" 1/2" 9/16"
	3		1/4" 5/16" 3/8"

DO IT BEST® (SUREBONDER®)			
Model #	Staple #	Color Code	Leg Length
306126 (2500)	1		1/4" 5/16"
368512 (5580)	3		1/4" 5/16"
381829, 306703, 346683 (5600) (5685) (5900)	4		1/4" 5/16" 3/8" 1/2" 9/16"
	8 & 9		9/16"
368520 (5650) *Recommended	4		1/4" 5/16" 3/8" 1/2" 9/16"
	*5		1/4" 5/16" 3/8" 1/2" 9/16"
	6		1/4" 5/16" 3/8" 1/2" 9/16"
	11		1/4" 5/16" 3/8" 1/2" 9/16"
346845 (5800)	4		1/4" 5/16" 3/8"
307331 (5850), 332991 (9600)	4		1/4" 5/16" 3/8" 1/2" 9/16"
307340 (5545)	14		Fits up to: 1/4" Round Cable
	15		Fits up to: 5/32" Flat or Round Cable

CRAFTSMAN®			
Model #	Staple #	Color Code	Leg Length
6846, 68416, 6843, 68423, 6844, 68642, 68643, 68447	6		1/4" 5/16" 3/8" 1/2" 9/16"
68514, 68515, 68492, 68496, 68517, 93055, 93056, 93066	4		1/4" 5/16" 3/8" 1/2" 9/16"
68434	4		1/4" 5/16" 3/8"
68477, 68478	6		1/4" 5/16" 3/8"
27227, 68471, 68481, 68496, 93067	6		1/4" 5/16" 3/8" 1/2" 9/16"
6848	8 & 9		9/16"
	2		1/4" 5/16"

STANLEY®			
Model #	Staple #	Color Code	Leg Length
TR 60, TR 85, TR 100, TR 100HL, TR 150, TR150HL, TR160HL, TR 20, TR110, TRE 200, 69.500, 69.550	4		1/4" 5/16" 3/8" 1/2" 9/16"
TR 80, TR 75, TR 70, TRE 100	5		1/4" 5/16" 3/8" 1/2" 9/16"
TR 45, 69.506	3		1/4" 5/16" 3/8"
TRE 300	5		1/4" 5/16" 3/8" 1/2" 9/16"
	8 & 9		9/16"
TRE 500, TRE 550, TR250	4		1/4" 5/16" 3/8" 1/2" 9/16"
	8 & 9		9/16"
PHT 150, PHT 250	4		1/4" 5/16" 3/8"
CT 10X	7		1/2" 9/16"
EHS 300	8 & 9		9/16"
TR 40	2		1/4" 5/16"

DUO-FAST®			
Model #	Staple #	Color Code	Leg Length
CS 5000 SURE SHOT, CT 859, XE 5018, HE 5018	6		1/4" 5/16" 3/8" 1/2" 9/16"
CT 850	6		1/4" 5/16" 3/8"
CT 50	6		1/4" 5/16" 3/8" 1/2"
HT 550	6		1/4" 5/16"
DHSA11-10	4		1/4" 5/16" 3/8"

POWERSHOT® BLACK & DECKER®			
Model #	Staple #	Color Code	Leg Length
1000E, 5650, EASYSHOT	3		1/4" 5/16" 3/8"
6000E, 6000, COBRA	4		1/4" 5/16" 3/8"
4000E, 3000E, 2000E, 6100, COBRA, 6200, 9100K	4		1/4" 5/16" 3/8" 1/2" 9/16"
5700 POWERSHOT, 5800, 8000, 9000, 9701	4		1/4" 5/16" 3/8" 1/2" 9/16"
9600, 9700	8 & 9		9/16"
	16		5/8" 3/4" 1" 1 1/2"

POWERFAST® SWINGLINE®			
Model #	Staple #	Color Code	Leg Length
10060, 80020, 80000, 34201, 34301, 34302, 31600, 31800, 800, 800X, 900, 1000	5		1/4" 5/16" 3/8" 1/2" 9/16"
31690, 31890	4		1/4" 5/16" 3/8" 1/2" 9/16"
10105, 101	2		1/4" 5/16"
31100	2		1/4" 5/16" 3/8"
10401	4		1/4" 5/16" 3/8"
31000	14		Fits up to: 1/4" Round Cable
	15		Fits up to: 5/32" Flat or Round Cable

MASTER MECHANIC®			
Model #	Staple #	Color Code	Leg Length
2500MM	1		1/4" 5/16"
5540MM	14		Fits up to: 1/4" Round Cable
	15		Fits up to: 5/32" Flat or Round Cable
5580MM, M 2100, TR 45, 5600MM	3		1/4" 5/16" 3/8"
	4		1/4" 5/16" 3/8" 1/2" 9/16"
5900MM, 5685MM, 5650MM *Recommended	4		1/4" 5/16" 3/8" 1/2" 9/16"
	*5		1/4" 5/16" 3/8" 1/2" 9/16"
	8 & 9		9/16"
5700MM	4		1/4" 5/16" 3/8" 1/2" 9/16"
	6		1/4" 5/16" 3/8" 1/2" 9/16"
	7		1/2" 9/16"
	11		1/4" 5/16" 3/8" 1/2" 9/16"
5800MM, 345694	4		1/4" 5/16" 3/8"
	8 & 9		9/16"
5850MM, M 5000, M 5100, M 5500	4		1/4" 5/16" 3/8" 1/2" 9/16"
5950MM	16		3/8" 5/8" 3/4" 1" 1 1/2"
TRE 300MM	5		1/4" 5/16" 3/8" 1/2" 9/16"
	8 & 9		9/16"
TRE 50MM	5		1/4" 5/16" 3/8"

BOSTICH®			
Model #	Staple #	Color Code	Leg Length
BT-110, BTRE-550, BT160HL	4		1/4" 5/16" 3/8" 1/2" 9/16"
	8 & 9		9/16"
BHT-150, BHT-250C	4		1/4" 5/16" 3/8" 1/2" 9/16"
	7		1/2" 9/16"
BCT10X, DC10X	10		5/16" 3/8" 1/2"
T5-8, T 15, T 15C, ETS-8, H30-8, EHS.50, EHS.300, PC3000, PC4000	11		1/4" 5/16" 3/8"
P4-8, P4-8P	11		1/4" 5/16" 3/8" 1/2"
T5.80C	11		3/8" 1/2" 9/16"
TG.3	2		1/4" 5/16"

355 Hollow Hill Drive Wauconda, IL 60084  
847-487-4583 | surebonder.com