


JETRAY

PARTS LIST
FOR
VISUAL DISPLAY DISPENSER



MODEL
EJ1

*This manual applies
to serial number
305571 and higher*

Refrigerant R134a

Distributed By:
Commercial Refrigeration Service, Inc.
WWW.JetSprayParts.COM
(866) 423-6253
(623) 869-8881

August 1995
Printed in the U.S.A.

Document No. 18489
Revision No. 02

EJI

Replacement Parts List

Be sure to give dispenser serial and model number when you order replacement parts.

EJI Bowl Components

Item#	Part#	Description
1	82722	Spray Tube
2	S2721	Impella Assembly (<i>beige</i>) ¹¹ / ₃₂ " circulation hole
3	A3058	Impella & Support Pin
4	A2549	Impella Support Pin w/Clip
5	S4206	Pinch Tube
6	S4467	8 Gallon Bowl (<i>pinch tube type</i>)
7	S4381	Handle Assembly (<i>pinch tube type</i>)
	S6469	Non-Cup Contact Push Handle
8	S4363	Pinch Tube Spring
9	S3150	Handle Pin Assembly
10	S2498	8 Gallon Bowl Cover
11	S1717	Bowl Gasket
12	S4576	Spring Retainer Rivet Only (<i>pkg of 6</i>)

EJI Electrical Components

(see separate section for 220V/240V 50Hz components)

Item#	Part#	Description
15	S2883	Fan Motor & Blade Assembly (/ 15V/60Hz)
	S1630	Fan Motor Only (I 15V/60Hz)
16	S3004	Refrigeration Spray Switch
17	A0081	Rubber Foot (<i>pkg of 4</i>)
18	S3357	Spray Drive Assembly <i>Complete</i> (includes fan assembly & mounting bracket)(/ 15V/60Hz)
19	S6750	Magnet Assembly Only (<i>for spray drive</i>){below sin J 182/2}
		Magnet Assembly - Morrill Motor (<i>for spray drive</i>)(sln 3/ 8212 & above)
20	S2747	Temperature Control
22	18368	Relay 9660-042-/66 (I 15V 60Hz)
	3887	Relay (<i>for Serial #339669 and above</i>)
23	S2828	Overload MRP-26ALL 69 (I 15V 60Hz)
	18370	Overload (<i>for Serial #339669 and above</i>)
25	S1249	Power Cord (<i>domestic & W16 only</i>)

EJI

Replacement Parts List

Be sure to give dispenser serial and model number when you order replacement parts.

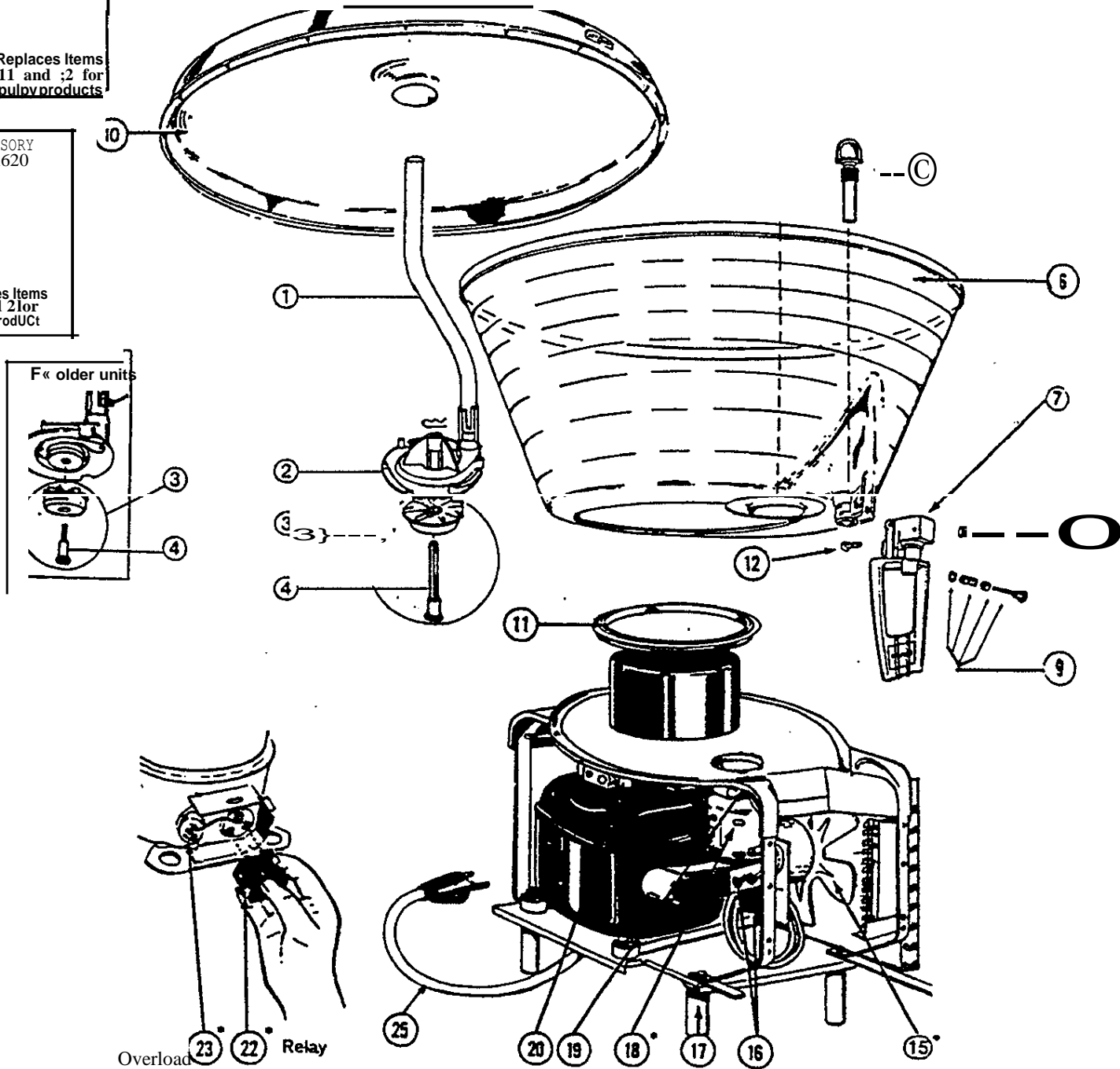
ACCESSORY
1S-6737

Replaces Items
11 and 12 for
pulpy products

ACCESSORY
IA 1620

Replaces Items
#1 and 2 for
FQamProDUct

F for older units



*See alternate 220V/240V 50Hz Parts Listing

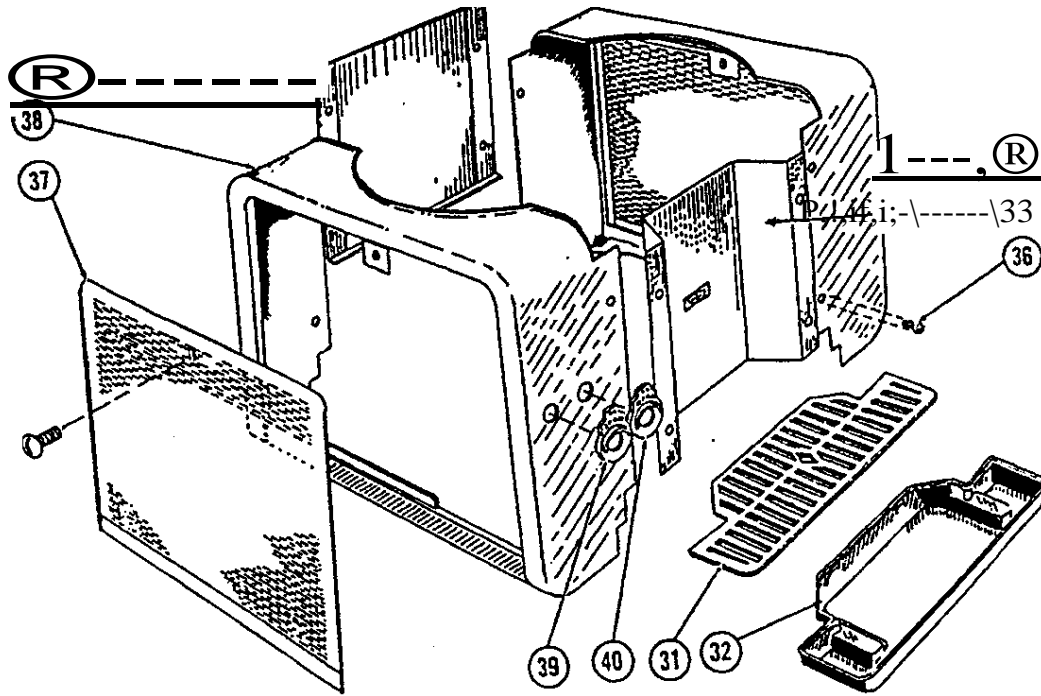
Your Standard of Excellence for Beverage Merchandising on Six Continents

JEJ

EJI

Replacement Parts List

Be sure to give dispenser serial and model number when you order replacement parts.



EJI Chassis Components

Item#	Part#	Description
31	A7342	Drip Tray Cover (<i>std white</i>)
	19273	Drip Tray Cover (<i>black</i>)
32	A7343	Drip Tray (<i>std white</i>)
	19274	Drip Tray (<i>black</i>)
33	S2009	Front Panel Assembly
34	A7304	Right Side (<i>std white</i>)
	19269	Right Side (<i>black</i>)
35	A7291	Rear Panel (<i>std white</i>)
	19270	Rear Panel (<i>black</i>)
36	S11S0	Cabinet Screws (<i>pkg of 12</i>)
37	S3430	Perforated Side (<i>screw fastened</i>)
38	A7288	Left Side (<i>std white</i>)
	19268	Left Side (<i>black</i>)
39	82836	Spray Switch Plate (<i>white</i>)
	19271	Spray Switch Plate (<i>black</i>)
40	S2837	Refrigeration Switch Plate (<i>white</i>)

All prices and specifications are subject to change without notice.

/el Spray dispensers are manufactured under a number of U.S. and Foreign Patents. Any infringement or imitation of this equipment will be vigorously prosecuted

Your Standard of Excellence for Beverage Merchandising on Six Continents

.1EJ===:-r