

FUSE

OhMiBod[®]

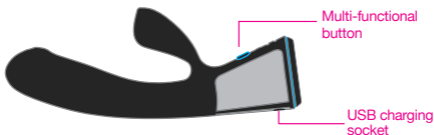
powered by

KIIRO[®]

WITH FLESHLIGHT.

OhMiBod is committed to bringing you high quality technology enabled pleasure products and accessories. Before you begin enjoying Fuse, please take a moment to review this manual.

FUSE - WHAT'S IN THE BOX





• USB charging cable

• Privacy pouch

USING FUSE



Make sure your Fuse is fully charged (see section *Charging Your Fuse for additional details*)

Press  for 2-3 seconds to turn Fuse on and press again to change modes. Initial mode is Bluetooth® mode when powered on. Press  for 2-3 seconds to turn off.



MODES OF OPERATION

Fuse has 3 modes. To cycle through each mode, click the single multi-functional button until you reach the mode of your choice.

- | | |
|--|---------------------|
| • BLUETOOTH® MODE* | INITIAL MODE |
| • TOUCH-SENSITIVE MODE | 1 CLICK |
| • MANUAL MODE (7 pre-set pulsations) | 2-8 CLICKS |

* Please note that Bluetooth® Mode is the only mode where you can send & receive signals to and from partners or content.

For detailed use instructions for each mode, visit www.ohmibod.com/interactive

SETUP YOUR DEVICE FOR INTERACTIVE USE

DOWNLOAD THE FeelConnect APP:



ANDROID

IPHONE



BLUETOOTH® MODE - Indicated by blue light 

To connect with a partner's device within Bluetooth® range, follow the instructions on the FeelConnect App to pair to your device(s).

-OR-

To connect remotely to a partner's device, follow the instructions on the FeelConnect App to pair to your device. Then go to www.kiiroo.com/connect-to-device

-OR-

To experience interactive content, go to www.FeelMe.com

Visit www.ohmibod.com/interactive for more information.


USING FUSE IN TOUCH-SENSITIVE MODE


TOUCH-SENSITIVE MODE - Indicated by white light 

Fuse responds intuitively to touch; its surface will vibrate whenever it comes into contact with your body. Move the surface of the device over your body to enjoy precise sensations delivered exactly where contact is made. Move Fuse inside to activate more widespread vibrations.



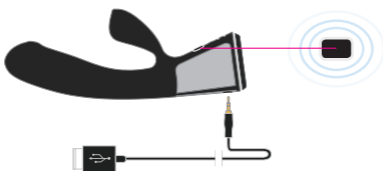
USING FUSE IN MANUAL MODE

MANUAL MODE - Indicated by white light  that blinks in time with pulsations.

Once the device is in Manual Mode you can click through the seven (7) preset modes by pressing 

CHARGING YOUR FUSE

Simply plug the USB charging cable provided with Fuse into the USB port on your computer or USB wall charger adapter. Connect the other end of the cable into the charging socket on the end of Fuse (*see diagram*). The LED will blink indicating the device is charging. Approximate time to reach full battery charge is 2 hours. LED will turn solid white when fully charged.



LED CHARGING KEY

 WHITE - Fully charged  RED - Battery low

 BLINKING RED - Battery critically low: 5 minutes until disconnect

ADDITIONAL CHARGING SAFEGUARDS

- Please be sure that the massager is completely dry before charging.
- Only use the charging cable provided to charge the devices.
- Do not use USB charging hubs to charge the devices.
- Only use with UL certified USB wall chargers.

TROUBLESHOOTING

If the LED does not blink when the product is connected to the USB cable, check to make sure the USB cable is properly connected to the USB port and Fuse.

BATTERY DISPOSAL

Fuse contains a rechargeable battery. Please do not dispose of this product with normal household waste. Please dispose of this product at the appropriate electrical and electronic equipment recycling/disposal locations in accordance with government regulations. The recycling of this product appropriately will help to protect our environment.

IMPORTANT SAFEGUARDS

- Do not use on areas that are swollen, inflamed or have skin lacerations.
- Stop using the massager if you experience pain or discomfort.
- Do not submerge in water, or use while bathing or in the shower.

CARE & CLEANING

- Fuse is splash proof only. When cleaning, avoid submerging in water and getting any water into the charging socket.
- Clean after every use with mild soap and water. Dry thoroughly.
- Store in privacy pouch to keep Fuse clean and safe until next use.

SPECIFICATIONS

MATERIALS: Body safe silicone & PU coated ABS

SIZE: 7.1" length, 1.3" diameter (180mm length, 34mm diameter)

WEIGHT: oz (g)

BATTERY: Lithium-ion 3.7V with 540mAh

CHARGING: 2 hours

USER TIME: Up to 1 hour

STAND-BY TIME: Up to 90 days

WARRANTY

OhMiBod warrants this product for a period of one (1) year from the date of original purchase, against defects due to faulty workmanship or materials. In the event that this product fails during the warranty period, simply email us at customercare@ohmibod.com and provide us with a valid proof of the date of original purchase and we will replace the faulty product at no extra charge.

This warranty does not cover cosmetic deterioration caused by normal wear and tear or damage caused by accident, misuse, neglect or other use not in accordance with this instruction manual. Any attempt to open or take apart this product or its accessories will void the warranty.

CONTACT US

If you have any questions regarding your new product, please check out additional information at www.ohmibod.com/customercare. You can also reach us via email at customercare@ohmibod.com.

*No medical claims are warranted or implied by the use of this product.
Sold as an adult novelty.*

Special Note from Founder

"OhMiBod's goal is to reflect the collective personality of our customers who have an open, honest attitude toward sexuality and personal pleasure. My hope is that OhMiBod becomes a symbol of liberation, reflecting new and progressive attitudes toward personal pleasure for the young and the young at heart...

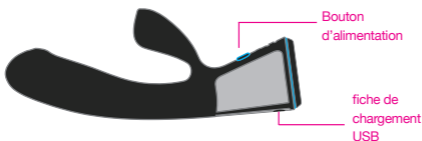
People who are comfortable with their bodies, know what feels good and who, not only aren't afraid to admit it, are empowered to go after it."

Suki



OhMiBod s'engage a vous apporter des produits et accessoires de plaisir dotés d'une technologie de haute qualité. Avant de commencer à utiliser Fuse, veuillez prendre le temps de lire ce manuel.

FUSE - CONTENU DE LA BOITE





- Câble de chargement USB
- Pochette intime

UTILISATION DU FUSE



Make sure your Fuse is fully charged (*see section Charging Your Fuse for additional details*)

Press  for 2-3 seconds to turn Fuse on and press again to change modes. Initial mode is Bluetooth® mode when powered on. Press  for 2-3 seconds to turn off.



MODES D'UTILISATION

Fuse has 3 modes. To cycle through each mode, click the single multi-functional button until you reach the mode of your choice.

- | | |
|--|---------------------|
| • BLUETOOTH® MODE* | INITIAL MODE |
| • TOUCH-SENSITIVE MODE | 1 CLICK |
| • MANUAL MODE (7 pre-set pulsations) | 2-8 CLICKS |

* Please note that Bluetooth® Mode is the only mode where you can send & receive signals to and from partners or content.

For detailed use instructions for each mode, visit www.ohmibod.com/interactive

SETUP YOUR DEVICE FOR INTERACTIVE USE

DOWNLOAD THE FeelConnect APP:



ANDROID

IPHONE



BLUETOOTH® MODE - Indicated by blue light 

To connect with a partner's device within Bluetooth® range, follow the instructions on the FeelConnect App to pair to your device(s).

-OR-

To connect remotely to a partner's device, follow the instructions on the FeelConnect App to pair to your device. Then go to www.kiiroo.com/connect-to-device

-OR-

To experience interactive content, go to www.FeelMe.com

Visit www.ohmibod.com/interactive for more information.


USING FUSE IN TOUCH-SENSITIVE MODE


TOUCH-SENSITIVE MODE - Indicated by white light 

Fuse responds intuitively to touch; its surface will vibrate whenever it comes into contact with your body. Move the surface of the device over your body to enjoy precise sensations delivered exactly where contact is made. Move Fuse inside to activate more widespread vibrations.



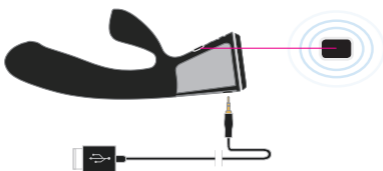
USING FUSE IN MANUAL MODE

MANUAL MODE - Indicated by white light  that blinks in time with pulsations.

Once the device is in Manual Mode you can click through the seven (7) preset modes by pressing 

MODE DE CHARGE DU FUSE

Branchez simplement le câble de chargement fourni avec le Fuse dans le port USB de votre ordinateur ou de votre adaptateur de recharge USB. Connectez l'autre extrémité du câble dans la fiche de chargement située à l'extrémité du Fuse (*voir diagramme*). Le voyant lumineux du Fuse clignotera afin d'indiquer que le vibromasseur est en charge.



LED CHARGING KEY

 WHITE - Fully charged  RED - Battery low

 BLINKING RED - Battery critically low: 5 minutes until disconnect

PRÉCAUTIONS SUPPLÉMENTAIRES POUR LE CHARGEMENT:

- Veillez à vous assurer que le masseur est complètement sec avant de le charger.
- Utilisez uniquement le câble d'alimentation fourni pour charger le masseur.
- N'utilisez pas de concentrateur USB pour charger le masseur.
- Utilisez uniquement l'appareil avec un chargeur secteur USB certifié UL.

DÉPANNAGE

Si le voyant lumineux ne clignote pas lorsque l'appareil est connecté au câble USB, vérifiez que le câble USB soit correctement branché dans un port USB ainsi que dans la fiche du Fuse.

ÉLIMINATION DE LA BATTERIE

Le vibromasseur Fuse contient une batterie rechargeable. Veuillez ne pas jeter ce produit avec les déchets ordinaires. Veuillez mettre ce produit au rebut auprès des sites de recyclage du matériel électrique et électronique conformes aux lois en vigueur. Le recyclage correct de ce produit aidera à protéger notre environnement.

MESURES DE PROTECTION IMPORTANTES

- Ne pas utiliser sur les zones de la peau gonflées, enflammées ou souffrant de lacérations.
- Cesser l'utilisation si vous ressentez la moindre douleur ou le moindre malaise.
- Ne pas submerger dans l'eau. Ne pas utiliser dans un bain ni sous la douche.

NETTOYAGE ET ENTRETIEN

- Le vibromasseur Fuse n'est étanche qu'aux éclaboussures. Lors du nettoyage, évitez de le plonger dans l'eau ou d'introduire de l'eau dans la prise de recharge.
- Nettoyez-le après chaque utilisation avec un savon doux et de l'eau. Séchez-le minutieusement.
- Conservez-le dans l'étui intime afin de le garder propre et intact jusqu'à la prochaine utilisation..

CARACTÉRISTIQUES TECHNIQUES

MATÉRIAUX: Plastique à base d'acrylonitrile-butadiène-styrène - sans danger pour le corps

TAILLE: 7.1" de long, 1.3" de diamètre
(180mm de long, 34mm de diamètre)

POIDS: oz (g)

BATTERIE : Lithium-ion 3.7V avec 540mAH

RECHARGE: 2 heures

DURÉE D'UTILISATION: jusqu'à 1 heure

EN VEILLE: jusqu'à 90 jours

GARANTIE

OhMiBod garantit le présent produit contre tout défaut de matériau ou de fabrication pour une période d'un (1) an à compter de la date d'achat initial. Dans le cas où ce produit viendrait à tomber en panne, veuillez simplement nous contacter à l'adresse customercare@ohmibod.com en nous fournissant une preuve valide de la date d'achat original et nous remplacerons le produit défectueux sans aucun frais supplémentaire.

La garantie ne couvre pas la détérioration physique causée par l'usure normale ni les dommages causés par accident, abus, négligence, ou toute autre utilisation contraire aux instructions du manuel d'utilisation. Toute tentative d'ouvrir ou de démonter ce produit ou ses accessoires annulera la garantie.

CONTACTEZ-NOUS

Si vous avez la moindre question concernant votre nouvel appareil Lovelife, veuillez consulter les informations supplémentaires sur www.ohmibod.com. Vous pouvez également nous contacter par e-mail à l'adresse customercare@ohmibod.com.

Aucune réclamation médicale n'est garantie ou implicite lors de l'usage de ce produit. Vendu en tant qu'article fantaisie pour adulte.

Un mot spécial du fondateur

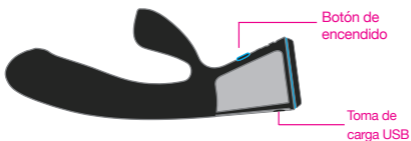
« Le but d'OhMiBod est de refléter la personnalité collective de nos clients qui ont une attitude ouverte et honnête envers la sexualité et le plaisir personnel. J'ai l'espoir qu'OhMiBod devienne un symbole de libération, reflétant des attitudes nouvelles et progressives envers le plaisir personnel pour les jeunes et ceux qui sont jeunes d'esprit... Les personnes qui sont confortables avec leur corps, qui savent ce qui fait du bien et qui non seulement n'ont pas peur de l'admettre, mais se donnent les moyens de le poursuivre. »

Suki



OhMiBod se compromete a brindarle productos y accesorios de placer con tecnología de la más alta calidad. Antes de comenzar a disfrutar del Fuse, tómese un momento para revisar la información de este manual.

FUSE - QUÉ CONTIENE LA CAJA





- Cable de carga USB
- Bolsa de satén

USO DEL FUSE



Make sure your Fuse is fully charged (see section *Charging Your Fuse for additional details*)

Press  for 2-3 seconds to turn Fuse on and press again to change modes. Initial mode is Bluetooth® mode when powered on. Press  for 2-3 seconds to turn off.



MODOS DE FUNCIONAMIENTO

Fuse has 3 modes. To cycle through each mode, click the single multi-functional button until you reach the mode of your choice.

- | | |
|--|---------------------|
| • BLUETOOTH® MODE* | INITIAL MODE |
| • TOUCH-SENSITIVE MODE | 1 CLICK |
| • MANUAL MODE (7 pre-set pulsations) | 2-8 CLICKS |

* Please note that Bluetooth® Mode is the only mode where you can send & receive signals to and from partners or content.

For detailed use instructions for each mode, visit www.ohmibod.com/interactive

SETUP YOUR DEVICE FOR INTERACTIVE USE

DOWNLOAD THE FeelConnect APP:



ANDROID

IPHONE



BLUETOOTH® MODE - Indicated by blue light 

To connect with a partner's device within Bluetooth® range, follow the instructions on the FeelConnect App to pair to your device(s).

-OR-

To connect remotely to a partner's device, follow the instructions on the FeelConnect App to pair to your device. Then go to www.kiiroo.com/connect-to-device

-OR-

To experience interactive content, go to www.FeelMe.com

Visit www.ohmibod.com/interactive for more information.


USING FUSE IN TOUCH-SENSITIVE MODE


TOUCH-SENSITIVE MODE - Indicated by white light 

Fuse responds intuitively to touch; its surface will vibrate whenever it comes into contact with your body. Move the surface of the device over your body to enjoy precise sensations delivered exactly where contact is made. Move Fuse inside to activate more widespread vibrations.



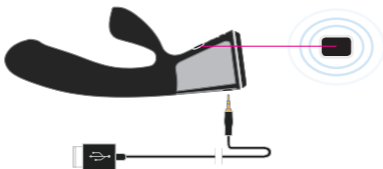
USING FUSE IN MANUAL MODE

MANUAL MODE - Indicated by white light  that blinks in time with pulsations.

Once the device is in Manual Mode you can click through the seven (7) preset modes by pressing 

CARGA DEL FUSE

Conecte el cable USB de carga suministrado con el Fuse en el puerto USB de su computadora o en un adaptador de USB para cargador de pared. Conecte el otro extremo del cable a la toma de carga en el extremo del Fuse (*ver diagrama*). El LED del Fuse parpadeará para indicar que el masajeador se está cargando.



LED CHARGING KEY

 WHITE - Fully charged  RED - Battery low

 BLINKING RED - Battery critically low: 5 minutes until disconnect

PRECAUCIONES ADICIONALES PARA LA CARGA

- Asegúrese de que el masajeador se encuentre totalmente seco antes de cargarlo.
- Utilice únicamente el cable cargador provisto para cargar el masajeador.
- No utilice concentradores de carga USB para cargar el masajeador.
- Utilice solo con cargadores USB de pared certificados por UL.

SOLUCIÓN DE PROBLEMAS

Si el LED no parpadea cuando el producto está conectado al cable USB, compruebe que el cable USB esté correctamente conectado al puerto USB y al blueMotion®.

DESECHO DE LAS BATERÍAS

Fuse contiene una batería recargable. Por favor, no tire este producto con los desechos normales de su hogar. Deseche este producto en los lugares adecuados para el reciclaje/desecho de equipos eléctricos y electrónicos, de acuerdo con las regulaciones gubernamentales. El reciclado adecuado de este producto ayudará a proteger nuestro medio ambiente.

PRECAUCIONES IMPORTANTES

- No utilice en áreas de la piel hinchadas, inflamadas o con laceraciones.
- Si siente dolor o incomodidad, detenga el masajeador.
- No lo sumerja en el agua. No lo use mientras se baña o se ducha.

CUIDADO Y LIMPIEZA

- Fuse es sólo resistente a pequeñas gotas de agua. Al limpiarlo, evite sumergirlo en agua e introducir agua en la ficha de carga.
- Luego de cada uso, limpie con agua tibia y jabón. Seque por completo.
- Introduzca en el estuche discreto para mantener al Fuse limpio y seguro hasta su siguiente uso.

ESPECIFICACIONES

MATERIALES: ABS (Acrilonitrilo Butadieno Estireno) seguro para el cuerpo

TAMAÑO: 7.1" de largo, 1.3" de diámetro (180mm de largo, 34mm de diámetro)

PESO: oz (g)

BATERÍA: iones de litio, 3.7 V con 540mAh

CARGA: 2 horas

TIEMPO DE USO: hasta 1 hora

TIEMPO EN ESPERA: hasta 90 días

GARANTÍA

Para este producto, OhMiBod ofrece una garantía de un (1) año a partir de la fecha de la compra original por defectos de mano de obra o de materiales. En caso de desperfectos durante el periodo de garantía, escríbanos a customercare@ohmibod.com con una prueba fehaciente de la fecha de la compra original para que reemplacemos el producto fallado sin costos adicionales.

Esta garantía no cubre el deterioro de tipo estético causado por el uso normal ni las roturas o daños por accidentes, mal uso, negligencia u otros usos que no estén de acuerdo con este manual de instrucciones. Cualquier intento por abrir o desarmar este producto o sus accesorios anulará la garantía.

COMUNÍQUESE CON NOSOTROS

Si tiene alguna pregunta acerca de su nuevo producto Fuse consulte más información en www.ohmibod.com/customercare. También puede escribirnos a customercare@ohmibod.com.

No está implícito ni se garantiza que el uso de este producto tenga algún beneficio médico.

Nota especial del fundador

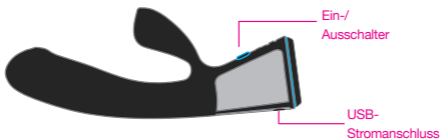
"OhMiBod trata de reflejar la personalidad colectiva de nuestros clientes que tienen una actitud abierta y sincera hacia la sexualidad y el placer personal. Espero que OhMiBod se transforme en un símbolo de liberación, que refleje las actitudes nuevas y progresivas hacia el placer personal para los jóvenes y los jóvenes de corazón... La gente que se siente cómoda con sus cuerpos sabe lo que genera placer y los que no tienen miedo de admitirlo tienen la posibilidad de obtenerlo"

Suki



OhMiBod ist bestrebt, Ihnen mit Produkten und Zubehör von technologischer Spitzenqualität Freude zu bereiten. Bevor Sie damit anfangen, Fuse zu genießen, nehmen Sie sich bitte einen Augenblick Zeit, um dieses Handbuch durchzulesen.

FUSE - WAS BEFINDET SICH IN DER BOX





• USB-Ladekabel

• Schutzetui

VERWENDUNG VON FUSE



Make sure your Fuse is fully charged (see section *Charging Your Fuse for additional details*)

Press  for 2-3 seconds to turn Fuse on and press again to change modes. Initial mode is Bluetooth® mode when powered on. Press  for 2-3 seconds to turn off.



PROGRAMMMODI

Fuse has 3 modes. To cycle through each mode, click the single multi-functional button until you reach the mode of your choice.

- | | |
|--|---------------------|
| • BLUETOOTH® MODE* | INITIAL MODE |
| • TOUCH-SENSITIVE MODE | 1 CLICK |
| • MANUAL MODE (7 pre-set pulsations) | 2-8 CLICKS |

* Please note that Bluetooth® Mode is the only mode where you can send & receive signals to and from partners or content.

For detailed use instructions for each mode, visit www.ohmibod.com/interactive

SETUP YOUR DEVICE FOR INTERACTIVE USE

DOWNLOAD THE FeelConnect APP:



ANDROID

IPHONE



BLUETOOTH® MODE - Indicated by blue light 

To connect with a partner's device within Bluetooth® range, follow the instructions on the FeelConnect App to pair to your device(s).

-OR-

To connect remotely to a partner's device, follow the instructions on the FeelConnect App to pair to your device. Then go to www.kiiroo.com/connect-to-device

-OR-

To experience interactive content, go to www.FeelMe.com

Visit www.ohmibod.com/interactive for more information.


USING FUSE IN TOUCH-SENSITIVE MODE


TOUCH-SENSITIVE MODE - Indicated by white light 

Fuse responds intuitively to touch; its surface will vibrate whenever it comes into contact with your body. Move the surface of the device over your body to enjoy precise sensations delivered exactly where contact is made. Move Fuse inside to activate more widespread vibrations.



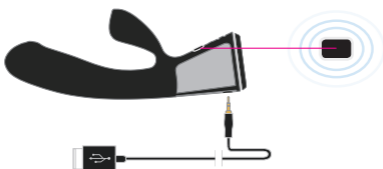
USING FUSE IN MANUAL MODE

MANUAL MODE - Indicated by white light  that blinks in time with pulsations.

Once the device is in Manual Mode you can click through the seven (7) preset modes by pressing 

FUSE AUFLADEN

Schließen Sie einfach das mit dem Fuse mitgelieferte USB-Ladekabel in den USB-Anschluss Ihres Computers oder USB-Wandladegerätes. Schließen Sie das andere Kabelende in den Ladeanschluss am Ende des Fuse (Siehe Abbildung). Die LED auf dem Fuse blinkt und zeigt an, dass das Massagegerät aufgeladen wird.



LED CHARGING KEY

 WHITE - Fully charged  RED - Battery low

 BLINKING RED - Battery critically low: 5 minutes until disconnect

ZUSÄTZLICHE SICHERHEITSVORKEHRUNGEN FÜR LADEVORGANG

- Bitte stellen Sie vor dem Aufladen sicher, dass das Massagegerät vollständig trocken ist.
- Verwenden Sie nur das mit dem Massagegerät mitgelieferte Ladekabel.
- Benutzen Sie zum Aufladen des Massagegeräts keine USB-Lade-Hubs.
- Verwenden Sie nur UL-zertifizierte USB-Ladegeräte.

PROBLEMBEHANDLUNG

Wenn die LED nicht blinkt, auch wenn das Massagegerät an das USB-Kabel angeschlossen ist, überprüfen Sie, ob das USB-Kabel korrekt an den USB-Anschluss und den Fuse angeschlossen ist.

ENTSORGUNG VON BATTERIEN

Fuse enthält eine wiederaufladbare Batterie. Bitte entsorgen Sie dieses Produkt nicht mit dem normalen Hausmüll. Bitte entsorgen Sie dieses Produkt über die entsprechenden Recyclingeinrichtungen für elektrische und elektronische Geräte im Einklang mit den behördlichen Bestimmungen. Durch das angemessene Recyceln dieses Produkts tragen Sie zum Schutz unserer Umwelt bei.

WICHTIGE SICHERHEITSVORKEHRUNGEN

- Nicht in Bereichen benutzen, die Schnittwunden aufweisen, geschwollen oder entzündet sind.
- Beenden Sie die Verwendung des Massagegeräts, wenn Sie Schmerzen oder Unbehagen spüren.
- Nicht vollständig in Wasser eintauchen. Nicht beim Baden oder in der Dusche verwenden.

PFLEGE UND REINIGUNG

- Fuse ist nur spritzwassergeschützt. Vermeiden Sie beim Reinigen ein vollständiges Eintauchen in Wasser ebenso wie Feuchtigkeit in der Ladebuchse.
- Nach jedem Gebrauch mit milder Seife und Wasser reinigen.
- Bewahren Sie den Fuse sauber und sicher in seinem Etui bis zur nächsten Benutzung auf.

MERKMALE

MATERIALIEN: Körperschonendes Silikon und ABS

GRÖÖE: 7.1" Länge, 1.3" Durchmesser (180mm Länge, 34mm Durchmesser)

GEWICHT: oz (g)

BATTERIE: Lithium-ion 3.7 V mit 540mAH

LADEZEIT: 2 Stunden

NUTZDAUER: Bis zu 1 Stunde

STANDBY-ZEIT: Bis zu 90 Tagen

GARANTIE

OhMiBod bietet ab dem ursprünglichen Kaufdatum eine Garantie von einem (1) Jahr gegen Defekte, die auf Fehler am Material oder bei der Verarbeitung zurückzuführen sind. Falls dieses Produkt während der Garantiedauer einen Defekt aufweist, schicken Sie uns einfach eine E-Mail an customercare@ohmibod.com und schicken Sie uns einen gültigen Beleg des ursprünglichen Kaufdatums. Wir werden daraufhin das fehlerhafte Produkt kostenfrei austauschen.

Diese Garantie betrifft nicht den kosmetischen Verschleiß durch normale Verwendung oder Schäden durch Unfall, Fehlgebrauch, Missachtung oder andere Verwendungen, die nicht im Einklang mit diesem Benutzerhandbuch stehen. Jeder Versuch, dieses Produkt oder das Zubehör zu öffnen bedeutet den Verlust der Garantie.

KONTAKT

Falls Sie Fragen bezüglich Ihres neuen Lovelife-Produkts haben, beachten Sie bitte die zusätzlichen Informationen unter www.ohmibod.com. Sie erreichen uns ebenfalls per E-Mail unter customercare@ohmibod.com.

Medizinische Schadensanforderungen sind durch die sachgemässe Verwendung dieses Geräts ausgeschlossen und fallen nicht unter die Garantie. Als Neuheit für Erwachsene im Handel

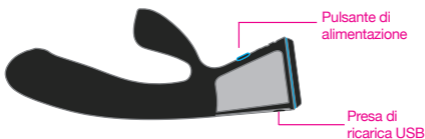
Persönliche Nachricht des Gründers

„Das Ziel von OhMiBod besteht darin, die gemeinsame Persönlichkeit unserer Kunden widerzuspiegeln, die eine offene und ehrliche Einstellung zu Sexualität und persönlichem Vergnügen haben. Ich hoffe, dass OhMiBod ein Symbol der Befreiung wird, das neue und fortschrittliche Einstellungen zu persönlichem Vergnügen für Junge und Junggebliebene reflektiert...Menschen, die sich in ihrem Körper wohlfühlen, die wissen, was sich gut anfühlt und die sich nicht davor scheuen, dies zuzugeben, und es sogar ganz bewusst verfolgen.“



OhMiBod è ideato per offrirti una tecnologia ad alta qualità insieme a prodotti e accessori che garantiscono il piacere. Ma prima di scoprire Fuse, leggi questo manuale per qualche minuto.

FUSE - CONTENUTO DELLA CONFEZIONE





- Cavo di ricarica USB
- Custodia salva privacy

USARE FUSE



Make sure your Fuse is fully charged (see section *Charging Your Fuse for additional details*)

Press  for 2-3 seconds to turn Fuse on and press again to change modes. Initial mode is Bluetooth® mode when powered on. Press  for 2-3 seconds to turn off.



MODALITÀ DI FUNZIONAMENTO

Fuse has 3 modes. To cycle through each mode, click the single multi-functional button until you reach the mode of your choice.

- | | |
|--|---------------------|
| • BLUETOOTH® MODE* | INITIAL MODE |
| • TOUCH-SENSITIVE MODE | 1 CLICK |
| • MANUAL MODE (7 pre-set pulsations) | 2-8 CLICKS |

* Please note that Bluetooth® Mode is the only mode where you can send & receive signals to and from partners or content.

For detailed use instructions for each mode, visit www.ohmibod.com/interactive

SETUP YOUR DEVICE FOR INTERACTIVE USE


DOWNLOAD THE FeelConnect APP:



ANDROID

IPHONE



BLUETOOTH® MODE - Indicated by blue light 

To connect with a partner's device within Bluetooth® range, follow the instructions on the FeelConnect App to pair to your device(s).

-OR-

To connect remotely to a partner's device, follow the instructions on the FeelConnect App to pair to your device. Then go to www.kiiroo.com/connect-to-device

-OR-

To experience interactive content, go to www.FeelMe.com

Visit www.ohmibod.com/interactive for more information.


USING FUSE IN TOUCH-SENSITIVE MODE


TOUCH-SENSITIVE MODE - Indicated by white light 

Fuse responds intuitively to touch; its surface will vibrate whenever it comes into contact with your body. Move the surface of the device over your body to enjoy precise sensations delivered exactly where contact is made. Move Fuse inside to activate more widespread vibrations.



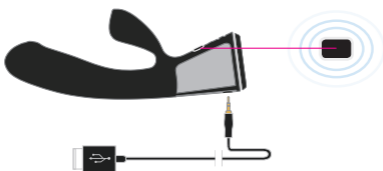
USING FUSE IN MANUAL MODE

MANUAL MODE - Indicated by white light  that blinks in time with pulsations.

Once the device is in Manual Mode you can click through the seven (7) preset modes by pressing 

RICARICARE FUSE

È sufficiente inserire il cavo di ricarica USB in dotazione con Fuse nella porta USB del proprio computer o in un adattatore USB per presa a parete. Collegare l'altra estremità del cavo nella presa di ricarica sull'estremità del Fuse (*vedi schema*). Il LED su Fuse lampeggerà per indicare che il massaggiatore è in fase di ricarica.



LED CHARGING KEY

 WHITE - Fully charged  RED - Battery low

 BLINKING RED - Battery critically low: 5 minutes until disconnect

PRECAUZIONI AGGIUNTIVE PER LA CARICA

- Accertarsi che il massaggiatore sia completamente asciutto prima della carica.
- Per caricare il massaggiatore, utilizzare esclusivamente il cavo fornito.
- Non utilizzare hub USB per caricare il massaggiatore.
- Utilizzare esclusivamente con prese a muro USB certificate UL.

INDIVIDUAZIONE PROBLEMI

Se il LED non lampeggia quando il prodotto è collegato al cavo USB, verificare che il cavo USB sia correttamente collegato alla porta USB e a Fuse.

SMALTIMENTO BATTERIE

Fuse contiene delle batterie ricaricabili. Non smaltire questo prodotto come una normale rifiuto domestico. Gettare il prodotto negli appositi contenitori per l'eliminazione o il riciclo degli apparecchi elettrici ed elettronici secondo quanto previsto dalle norme governative. Il riciclo di questo prodotto contribuirà alla protezione dell'ambiente.

MISURE DI SICUREZZA IMPORTANTI

- Non usare su zone della pelle gonfie, infiammate o lacerate.
- Non continuare ad usare il massaggiatore se si prova dolore o disagio.
- Non immergere in acqua. Non usare per il bagno o la doccia.

CURA E MANUTENZIONE

- Fuse è resistente soltanto agli spruzzi d'acqua. Quando si pulisce evitare di immergerlo in acqua ed evitare che la presa di caricamento entri in contatto con acqua.
- Pulire dopo ogni uso con sapone neutro e acqua. Asciugare completamente.
- Conservare Fuse custodia salva privacy per mantenerlo pulito e al sicuro fino al successivo utilizzo.

ESPECIFICACIONES

MATERIALI: Corpo in silicone & ABS

DIMENSIONI: 7.1" lunghezza, 1.3" diametro (180mm lunghezza, 34mm diametro)

PESO: oz (g)

BATTERIA: Ioni di litio, 3.7V con 540mAh

TEMPO DI RICARICA: 2 ore

AUTONOMIA: Fino a 1 ora

AUTONOMIA IN STAND-BY: Fino a 90 giorni

GARANZIA

OhMiBod garantisce questo prodotto per il periodo di un (1) anno, a decorrere dalla data d'acquisto, per qualsiasi guasto attribuibile a difetti di produzione o dei materiali. In caso di guasto durante il periodo coperto dalla garanzia, inviare un'email all'indirizzo customercare@ohmibod.com fornendoci una valida prova d'acquisto con data d'acquisto e sostituiremo il prodotto difettoso senza costi aggiuntivi.

La garanzia non copre l'usura causata dal normale utilizzo o i danni causati da incidenti, cattivo utilizzo, negligenza o qualsiasi altro uso che non sia in accordo con l'uso previsto dal manuale d'utilizzo. Qualsiasi tentativo di apertura del prodotto o dei suoi accessori annullerà la validità della garanzia.

CONTATTACI

Per qualsiasi dubbio o chiarimento sul nuovo prodotto Fuse, cercare ulteriori informazioni su www.ohmibod.com/customercare. Inoltre puoi contattarci via mail all'indirizzo customercare@ohmibod.com.

Nessun beneficio medico è implicito o garantito a seguito dell'uso di questo prodotto.

Nota speciale del Fondatore

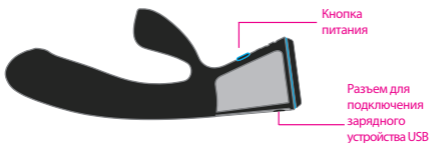
L'obiettivo di «OhMiBod è quello di riflettere la personalità collettiva dei nostri clienti che hanno un atteggiamento aperto e onesto nei confronti della sessualità e del piacere personale. La mia speranza è che OhMiBod diventi un simbolo di liberazione, che rifletta un atteggiamento nuovo e progressista nei confronti del piacere personale per i giovani e per coloro che sono giovani dentro... Persone che stanno bene con il proprio corpo, che sanno cosa le fa stare bene e che, non solo non hanno paura di ammetterlo, ma sanno come cercarlo.»

Suki



OhMiBod производит высококачественные приборы и аксессуары, используя новейшие технологии для вашего наивысшего удовольствия. Перед использованием blueMotion®, пожалуйста, ознакомьтесь с инструкцией по эксплуатации.

FUSE - ЧТО ВХОДИТ В КОМПЛЕКТ





- Кабель зарядного устройства USB
- "Секретная" сумочка-чехол

ИСПОЛЬЗОВАНИЕ FUSE



Make sure your Fuse is fully charged (see section *Charging Your Fuse for additional details*)

Press  for 2-3 seconds to turn Fuse on and press again to change modes. Initial mode is Bluetooth® mode when powered on. Press  for 2-3 seconds to turn off.



РЕЖИМА РАБОТЫ

Fuse has 3 modes. To cycle through each mode, click the single multi-functional button until you reach the mode of your choice.

- | | |
|--|---------------------|
| • BLUETOOTH® MODE* | INITIAL MODE |
| • TOUCH-SENSITIVE MODE | 1 CLICK |
| • MANUAL MODE (7 pre-set pulsations) | 2-8 CLICKS |

* Please note that Bluetooth® Mode is the only mode where you can send & receive signals to and from partners or content.

For detailed use instructions for each mode, visit www.ohmibod.com/interactive

SETUP YOUR DEVICE FOR INTERACTIVE USE

DOWNLOAD THE FeelConnect APP:



BLUETOOTH® MODE - Indicated by blue light 

To connect with a partner's device within Bluetooth® range, follow the instructions on the FeelConnect App to pair to your device(s).

-OR-

To connect remotely to a partner's device, follow the instructions on the FeelConnect App to pair to your device. Then go to www.kiiroo.com/connect-to-device

-OR-

To experience interactive content, go to www.FeelMe.com

Visit www.ohmibod.com/interactive for more information.


USING FUSE IN TOUCH-SENSITIVE MODE


TOUCH-SENSITIVE MODE - Indicated by white light 

Fuse responds intuitively to touch; its surface will vibrate whenever it comes into contact with your body. Move the surface of the device over your body to enjoy precise sensations delivered exactly where contact is made. Move Fuse inside to activate more widespread vibrations.



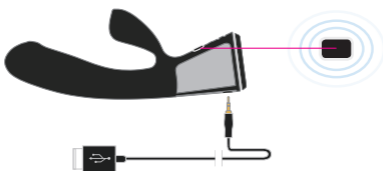
USING FUSE IN MANUAL MODE

MANUAL MODE - Indicated by white light  that blinks in time with pulsations.

Once the device is in Manual Mode you can click through the seven (7) preset modes by pressing 

ПОДЗАРЯДКА FUSE

Просто вставьте кабель зарядного устройства USB, входящий в комплект Fuse, в USB порт вашего компьютера или настенного зарядного устройства - USB адаптера. Вставьте другой конец кабеля в гнездо зарядки в нижней части прибора Fuse (*см. рисунок*). ЖК-индикатор на Fuse начнет мигать - это свидетельствует о том, что массажер подзаряжается.



LED CHARGING KEY

 WHITE - Fully charged  RED - Battery low

 BLINKING RED - Battery critically low: 5 minutes until disconnect

ДОПОЛНИТЕЛЬНЫЕ МЕРЫ ПРЕДОСТОРОЖНОСТИ ПРИ ЗАРЯДКЕ

- Перед зарядкой массажера убедитесь, что он полностью сухой.
- Для зарядки массажера следует использовать только зарядный кабель, входящий в комплект.
- Не следует использовать для зарядки массажера зарядные USB-концентраторы.
- Использовать только с сетевыми зарядными устройствами USB, сертифицированными Лабораторией по технике безопасности (UL).

УСТРАНЕНИЕ НЕИСПРАВНОСТЕЙ

Если ЖК-индикатор не мигает, когда прибор подключен к кабелю USB, проверьте правильность подсоединения кабеля USB к порту USB и прибору Fuse.

УТИЛИЗАЦИЯ БАТАРЕЕК

Fuse содержит перезаряжаемую батарейку. Не выбрасывайте использованную батарейку вместе с хозяйственными отходами. Пожалуйста, утилизируйте продукт в надлежащих местах для утилизации электрического и электронного оборудования, в соответствии с законами государства. Правильная утилизация данного продукта способствует защите окружающей среды.

МЕРЫ ПРЕДОСТОРОЖНОСТИ

- Прибор не должен контактировать с опухшими, воспаленными или пораненными участками кожи.
- В случае ощущения дискомфорта или боли немедленно прекратите использование прибора.
- Не погружайте прибор в воду. Не используйте прибор во время принятия ванны или душа.

УХОД И ОЧИСТКА

- Fuse защищен только от брызг воды. Во время очистки не допускайте погружения прибора в воду и попадания воды на гнездо для зарядки.
- Очищайте прибор после каждого использования нещелочным мылом и водой. Тщательно высушивайте.
- Храните Fuse в отдельном мешочке в чистом и безопасном месте до следующего использования.

ХАРАКТЕРИСТИКИ

МАТЕРИАЛЫ: Безопасный для контакта с телом силикон и АБС-пластик

РАЗМЕР: длина – 7,1", диаметр – 1,3"
(длина – 180mm, диаметр – 34mm)

ВЕС: ## унц. (## гр)

БАТАРЕЙКА: Литиево-ионная, 3,7 В 540 мАч

ЗАРЯДКА: 2 часа

ВРЕМЯ ИСПОЛЬЗОВАНИЯ: до 1 час

ВРЕМЯ ОЖИДАНИЯ: до 90 дней

ГАРАНТИЯ

предоставляет гарантию на данный продукт сроком на 1 год со дня покупки. Гарантия распространяется на случаи неисправности, вызванные браком продукции или ошибкой производителя. В случае если прибор перестал функционировать во время гарантийного периода, просто свяжитесь с нами по адресу электронной почты customercare@ohmibod.com, предоставьте чек, подтверждающий дату покупки, и мы обязуемся заменить бракованный товар на новый без дополнительной платы.

Гарантия не распространяется на случаи косметических повреждений и изнашивания, неправильного применения, небрежного обращения или использования, которое противоречит правилам данной инструкции по эксплуатации. Любая попытка открыть или разобрать данный продукт или аксессуары к нему может привести к прекращению действия гарантии.

CONTACT US

Если у вас возникнут любые вопросы относительно работы вашего нового прибора Fuse, пожалуйста, ознакомьтесь с дополнительной информацией на www.ohmibod.com/customercare.com Вы также можете связаться с нами по адресу электронной почты customercare@ohmibod.com.

Случаев физического повреждения в связи с использованием прибора подтверждено не было.

Специальное обращение основателя

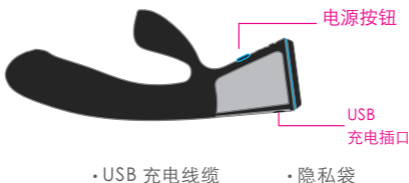
«Целью OhMiBod является отражение общей индивидуальности наших клиентов, которые открыто и честно относятся к сексуальности и получению личного удовольствия. Я надеюсь, что OhMiBod станет новым символом раскрепощения личности, отражая новые и прогрессивные взгляды на получение удовольствия у молодых людей и у тех, кто молод душой... У тех, кто в ладу со своим телом, кто знает, что для него хорошо и кто не только не боится признать это, но кто также и хочет, и может это сделать.»

Suki



OhMiBod 致力于带给你高技术质量的娱乐产品及附件。
开始使用自由风尚前, 请仔细阅读本手册。



FUSE - - 盒子里装的是什么



FUSE 使用



Make sure your Fuse is fully charged
(see section *Charging Your Fuse for additional details*)

Press  for 2-3 seconds to turn Fuse on and press again to change modes. Initial mode is Bluetooth® mode when powered on. Press  for 2-3 seconds to turn off.



操作模式

Fuse has 3 modes. To cycle through each mode, click the single multi-functional button until you reach the mode of your choice.

- | | |
|--|---------------------|
| • BLUETOOTH® MODE* | INITIAL MODE |
| • TOUCH-SENSITIVE MODE | 1 CLICK |
| • MANUAL MODE (7 pre-set pulsations) | 2-8 CLICKS |

* Please note that Bluetooth® Mode is the only mode where you can send & receive signals to and from partners or content.

For detailed use instructions for each mode, visit www.ohmibod.com/interactive

SETUP YOUR DEVICE FOR INTERACTIVE USE

DOWNLOAD THE FeelConnect APP:



ANDROID

IPHONE



BLUETOOTH® MODE - Indicated by blue light 

To connect with a partner's device within Bluetooth® range, follow the instructions on the FeelConnect App to pair to your device(s).

-OR-

To connect remotely to a partner's device, follow the instructions on the FeelConnect App to pair to your device. Then go to www.kiiroo.com/connect-to-device

-OR-

To experience interactive content, go to www.FeelMe.com

Visit www.ohmibod.com/interactive for more information.


USING FUSE IN TOUCH-SENSITIVE MODE


TOUCH-SENSITIVE MODE - Indicated by white light 

Fuse responds intuitively to touch; its surface will vibrate whenever it comes into contact with your body. Move the surface of the device over your body to enjoy precise sensations delivered exactly where contact is made. Move Fuse inside to activate more widespread vibrations.



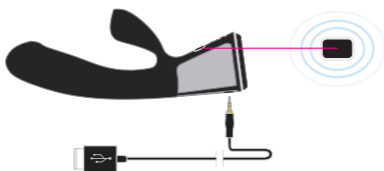
USING FUSE IN MANUAL MODE

MANUAL MODE - Indicated by white light  that blinks in time with pulsations.

Once the device is in Manual Mode you can click through the seven (7) preset modes by pressing 

自由风尚充电方法

直接将提供的 Fuse (自由风尚) USB 充电线缆插入您计算机上的 USB 端口或 USB 壁式充电适配器。随后, 将线缆的另一端连接至 Fuse (自由风尚) 底端的充电插口 (请参阅图示)。Fuse (自由风尚) 上的 LED 灯将闪烁, 表示按摩器正在充电。



LED CHARGING KEY

 WHITE - Fully charged  RED - Battery low

 BLINKING RED - Battery critically low: 5 minutes until disconnect

其他充电安全措施

- 請確保按摩器充電前已保持完全乾燥。
- 僅使用隨附充電線給按摩器充電。
- 請勿使用 USB 充電插座給按摩器充電。
- 僅使用 UL 認證之 USB 壁式充電器。

故障排除

如果本产品已连接至 USB 线缆时, LED 灯未闪烁, 请检查以确保 USB 正确连接至 USB 端口和 Fuse (自由风尚)。

电池处理

Fuse (自由风尚) 包含充电电池, 请勿与日常生活垃圾一起处理本产品。请按照政府规定, 在适当的电气与电子设备回收/处理地点处理本产品。正确回收本产品有助于保护环境。

重要安全措施

- 禁止在肿胀、发炎或皮肤裂伤的部位使用。
- 如果感觉疼痛或不舒服，停止使用按摩器。
- 禁止放入水中。坐浴或淋浴时禁止使用。

保养与清洁

- Fuse (自由风尚) 只能防溅。清洁时，请勿放入水中或让水进入充电插座。
- 每次使用之后，用温和性的肥皂与清水清洗。彻底擦干。
- 储存于珍藏袋中，使Fuse (自由风尚) 在下次使用前保持清洁、安全。

规格

材料： 医用硅胶和ABS环保塑胶

尺寸： 长7.1英寸，直径1.3英寸 (长180毫米，直径34毫米)

重量： ## 盎司 (克)

电池： 锂电池， 3.7伏540毫安

充电： 2小时

使用时间： 长达1小时

待机时间： 长达90天

担保

OhMiBod产品担保期为原始购买日期起一年，担保范围为工艺或材料缺陷造成的故障。如果我们的产品在担保期内出现故障，您只需发送电子邮件至 customercare@ohmibod.com，并提供有效的原始购买日期证明，我们将免费更换故障产品。

本担保范围不包括正常磨损造成的表面损伤，或意外、滥用、疏忽及未按照本说明手册使用造成的损坏。若自行拆卸本产品或其配件，本担保即失效。

联系我们

如果您对Fuse (自由风尚) 这一新产品有任何疑问，请访问 www.ohmibod.com/customercare 查找更多信息。您也可以通过下列电子邮件地址与我们联系：customercare@ohmibod.com。

本产品的使用不保证也不暗示有任何疗效

创始人特别提示

“OhMiBod 的目标是反映客户（他们对性生活及个人享乐拥有比较开放、诚实的态度）的共同个性。我希望 OhMiBod 成为自由解放的象征，它反映了年轻人以及内心年轻的人对待个人享乐的全新、进步的态度...任何身体健康的人都知道那种美好的感觉，但他们不仅不敢承认，更没有勇气去追求。”

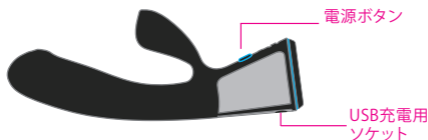
Suki



日本語

OhMiBodは高品質の技術によって可能となった快樂を得られる製品およびアクセサリーを提供することに全力を注いでいます。Fuse を楽しむ前に、この説明書をよくお読みください。

FUSE - 箱の中身





- ・ USB充電用ケーブル
- ・ プライバシーポーチ

FUSE の使用



Make sure your Fuse is fully charged (see section *Charging Your Fuse for additional details*)

Press  for 2-3 seconds to turn Fuse on and press again to change modes. Initial mode is Bluetooth® mode when powered on. Press  for 2-3 seconds to turn off.



MODES OF OPERATION

Fuse has 3 modes. To cycle through each mode, click the single multi-functional button until you reach the mode of your choice.

- | | |
|--|---------------------|
| • BLUETOOTH® MODE* | INITIAL MODE |
| • TOUCH-SENSITIVE MODE | 1 CLICK |
| • MANUAL MODE (7 pre-set pulsations) | 2-8 CLICKS |

* Please note that Bluetooth® Mode is the only mode where you can send & receive signals to and from partners or content.

For detailed use instructions for each mode, visit www.ohmibod.com/interactive

SETUP YOUR DEVICE FOR INTERACTIVE USE

DOWNLOAD THE FeelConnect APP:



BLUETOOTH® MODE - Indicated by blue light 

To connect with a partner's device within Bluetooth® range, follow the instructions on the FeelConnect App to pair to your device(s).

-OR-

To connect remotely to a partner's device, follow the instructions on the FeelConnect App to pair to your device. Then go to www.kiiroo.com/connect-to-device

-OR-

To experience interactive content, go to www.FeelMe.com

Visit www.ohmibod.com/interactive for more information.


USING FUSE IN TOUCH-SENSITIVE MODE


TOUCH-SENSITIVE MODE - Indicated by white light 

Fuse responds intuitively to touch; its surface will vibrate whenever it comes into contact with your body. Move the surface of the device over your body to enjoy precise sensations delivered exactly where contact is made. Move Fuse inside to activate more widespread vibrations.



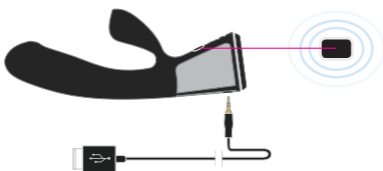
USING FUSE IN MANUAL MODE

MANUAL MODE - Indicated by white light  that blinks in time with pulsations.

Once the device is in Manual Mode you can click through the seven (7) preset modes by pressing 

FUSE の充電

Fuse に付属されているUSB充電用ケーブルをお使いのコンピュータのUSBポートまたは壁用のUSB充電器用アダプタに差し込みます。ケーブルのもう一端をFuseの先端にある充電用ソケットに接続します (図を参照)。FuseのLEDが点滅を始め、マッサージャーが充電中であることを示します。



LED CHARGING KEY

 WHITE - Fully charged  RED - Battery low

 BLINKING RED - Battery critically low: 5 minutes until disconnect

充電時の安全に関する補足

- マッサージ機を充電する前に本体が完全に乾いていることを確認してください。
- このマッサージ機の充電用として提供されている充電ケーブルのみを使用してください。
- マッサージ機の充電にはUSB充電ハブを使用しないでください。
- UL認証を受けた壁取り付け型USB充電器のみを使用してください。

トラブルシューティング

本品がUSBケーブルに接続されているにもかかわらずLEDが点滅しない場合には、USBケーブルが適切にUSBポートとFuseに接続されていることを確認してください。

電池の廃棄

Fuseは再充電可能な電池を含んでいます。この製品を通常の家庭用ごみと一緒に廃棄しないでください。政府の規定に従って、この製品を適切な電気製品のリサイクル/廃棄センターで廃棄してください。この製品の適切なリサイクルは環境保護につながります。

重要な注意事項

- 腫れ、炎症あるいは皮膚の裂傷部分には使用しないでください。
- 痛みあるいは不快感を伴う場合は使用を中止してください。
- 水の中に浸さないでください。入浴中あるいはシャワー中には使用しないでください。

ケアとクリーニング

- Fuseは水しぶき程度の水だけに防水効果を発揮します。クリーニングする際には、水の中に浸したり、充電ソケットの中に水が入らないように注意してください。
- 毎回使用後に、弱酸性石鹸と水を使ってきれいにしてください。十分に乾かしてください。
- Fuseを次回使用時まで清潔で安全に保つよう、専用のポーチに入れて保管してください。

仕様

材料: 人体に害のないシリコンおよび ABS

サイズ: 長さ 7.1"、直径 1.3"(長さ 180 mm、直径 34 mm)

重量: oz. (g)

電池: リチウムイオン、 3.7V (540mAh)

充電時間: 2 時間

使用時間: 1 時間まで

スタンバイ時間: 90 日まで

保証

OhMiBod はこの製品の購入から1年間仕上がりあるいは材料による欠陥があった場合、保証します。この製品が保証期間中に故障した場合、customercare@ohmibod.com までメールを送信し、お買い上げ年月日を証明するものを添えていただければ、無償で新品と交換させていただきます。

この保証は通常の摩耗および破れによる外観の劣化、事故、誤使用、または使用説明書に準じていないその他の使用や無視によって発生した損傷は保証対象外となります。この製品あるいはその装備品を開けたり、分解しようとしたりした場合も、保証が無効となります。

お問い合わせ

新しいFuse製品に関するご質問は、www.ohmibod.com/customercare にアクセスして、追加の情報をご確認ください。または、メールで customercare@ohmibod.com までどうぞ。

この製品の使用によっていかなる医療的クレームも保証あるいは示唆されていません。

制作者からの特別メモ

「OhMiBodの目的は、性的関心や個人的な喜びに対してオープンで正直な気持ちで接する弊社のお客様が共有する、パーソナリティを反映することです。若い人や若い気持ちを持った人の個人的な喜びに対する新しく積極的な姿勢を反映することで、OhMiBodが解放の象徴となることが私の望みです。自分の身体に心地良さをを感じる人々は、何が気持ちいいかを知っていて、それを受け入れることに躊躇しないだけでなく、それを追い求めることができる人なのです。

Suki



FCC ID: A8TBM71S2

Federal Communications Commission (FCC) Statement

1. This device complies with Part 15 of the FCC Rules. Operation is subject to the following two conditions: **A.** This device may not cause harmful interference, and **B.** This device must accept any interference received, including interference that may cause undesired operation.

2. Changes or modifications not expressly approved by the party responsible for compliance could void the user's authority to operate the equipment.

This equipment has been tested. And it found to comply with the limits for a Class B digital device pursuant to Part 15 of the FCC Rules. These limits are designed to provide reasonable protection against harmful interference in a residential installation. This equipment generates and uses and radiates radio frequency energy and, if not installed and used in accordance with the instruction, may cause harmful interference to radio communications. However, there is no guarantee that interference will not occur in a particular installation. If this equipment does cause harmful interference to radio or television reception, which can be determined by turning the equipment off and on, the user is encouraged to try to correct the interference by one or more of the following measures:

- Reorient or relocate the receiving antenna.
- Increase the separation between the equipment and receiver.
- Connect the equipment into an outlet on a circuit different from that to which the receiver is connected
- Consult the dealer or an experienced radio /TV technician for help

WARNING: A shielded-type power cord is required in order to meet FCC emission limits and also to prevent interference to nearby radio and television reception. It is essential that only the supplied power cord be used.

IC: 12246A-BM71S2

OhMiBod for **KIIRO[®]**

Copyright© Suki, LLC 2017. All rights reserved.
Designed in the United States / made in China

