

# Zeusol

## LED Grow Bar

LED Horticultural Solutions



**250W/510W/700W/1000W**

2.9  $\mu\text{mol}/\text{J}$  | 3 Channels | RJ11 port for Group Control

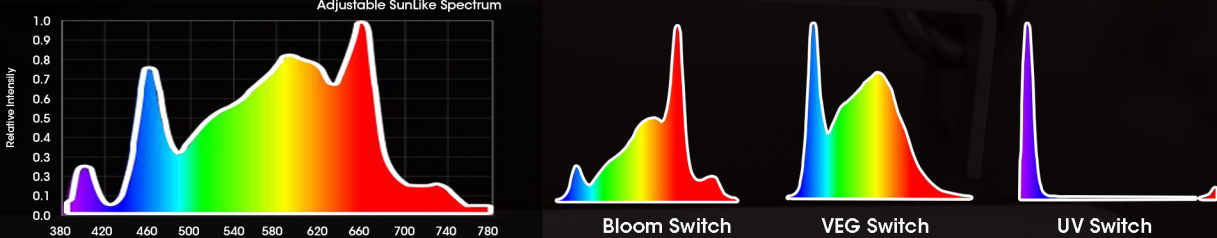
**TECHNICAL DATASHEET**

Perfect Replacement For Conventional Growing Lights

# COMMERCIAL GROWERS MAXIMIZE YOUR-YIELDS AND PROFITS

## Selected Spectrum For Optimum Growth

Spectrophotometer Test Report  
Relative Energy Distribution



Our technologically selected spectrum ensures that only light within the Photosynthetically Active Radiation (PAR) region is provided to ensure optimal growth within each growth phase for each plant type.

**LM301B**

LED Diode Optional

Customized

**LM301H**

LED Diode Optional

Customized

**LM281B**

LED Diode Optional

Customized

**PHILIPS**

LED Diode Optional

Customized

## Top Features:



### Top Bin Samsung LM301B/H Diode

High Energy Efficiency with 2.9  $\mu\text{mol}/\text{J}$ , make you get 30% higher yield compare OLD blurple led lights; Max 2.0g yield per wattage (power draw), achieve maximum quality and quantity, much better than traditional HPS grow systems.



### Full Sunlike Spectrum

Idea for all growth stages, excellent full spectrum- mixed with white, blue, red and UV, IR LED (3000K, 5000K, 660nm and IR 760nm & 395nm UV)



### 3 Channels (VEG, Bloom, UV)

Freely adjust the lightings according to different growing stages




### 'Clip In' And 'Clip Out'

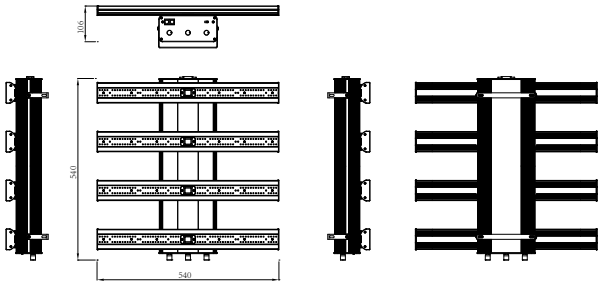
The light bars are 'clip in' and 'clip out' making for super easy assembly and maintenance.

# Ze250/Lm301h

## Zeusol™ LED Grow 4 Bar System



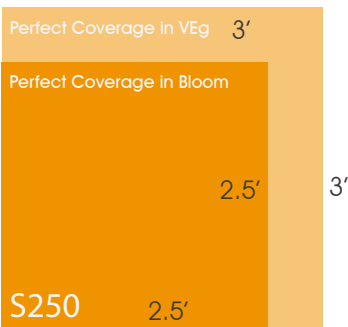
### DIMENSIONS:



### TECHNICAL SPECIFICATIONS:

LED Source	Top-Bin Samsung LM301H diodes
Power Draw (W)	250W
HPS Equivalent	600W
Par Efficiency	2.9 $\mu\text{mol}/\text{J}$
PPF	700
Emitting Color:	3000K/5000/RED 660nm/UV/IR
Input Voltage	Autosensing 100-277V
Beam Angel	120°
Mounting Height	18" - 24" above canopy
Thermal Management	Passive cooling
Max. Ambient Temperature	95°F / 35°C
Dimming	Manual & Rj11 controller
Operating Temp	20°C - 40°C (-4°F - 104°F)
Lifetime	>100,000hrs
Warranty	5 Year

### COVERAGE AREA:

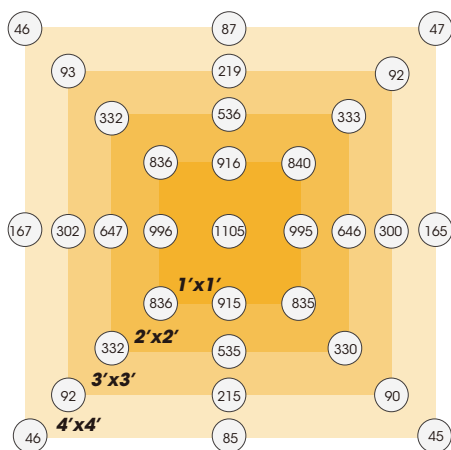


### 3 Channels:

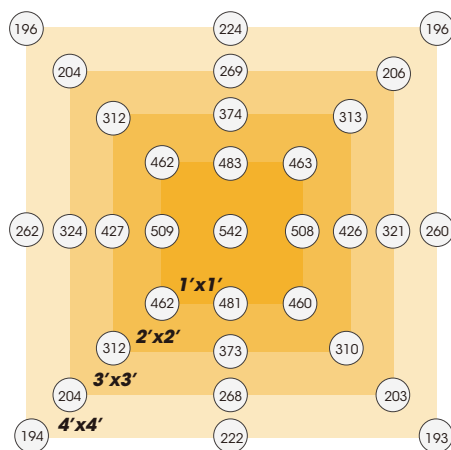
CH 1 (Veg)	0-118W	5000K/256PCS
CH 2 (Bloom)	0-120W	3000K/192PCS 660NM/16PCS, 730NM/8PCS
CH 3 (UV)	0-12W	395NM/8PCS
All ON (Bloom+)	0-250W	During BLOOM for the best yield.

### PPFD CHART:

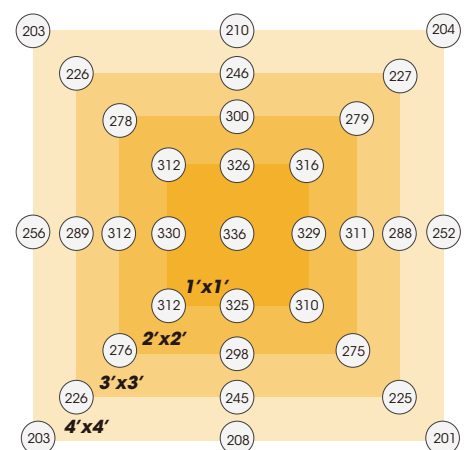
Mounting Height @ 12 inch (30cm)



Mounting Height @ 24 inch (60cm)




Mounting Height @ 36 inch (90cm)

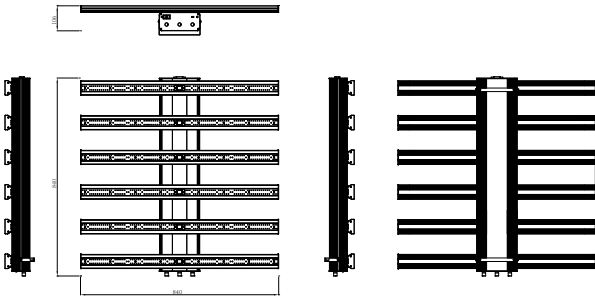


# Ze510/Lm301h

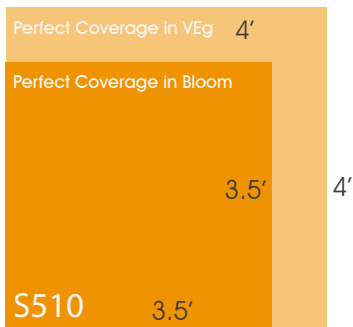
## Zeusol™ LED Grow 6 Bar System



### DIMENSIONS:



### COVERAGE AREA:



### TECHNICAL SPECIFICATIONS:

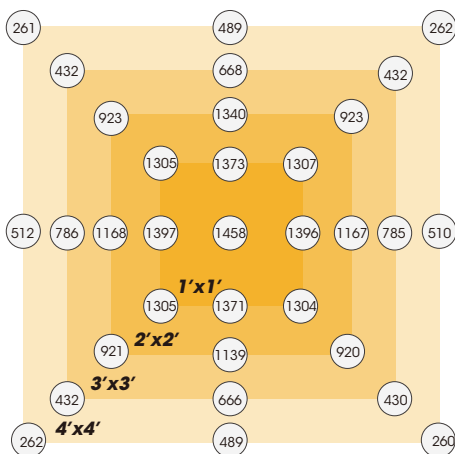
LED Source	Top-Bin Samsung LM301H diodes
Power Draw (W)	510W
HPS Equivalent	1000W
Par Efficiency	2.9 $\mu\text{mol}/\text{J}$
PPF	1428
Emitting Color:	3000K/5000/RED 660nm/UV/IR
Input Voltage	Autosensing 100-277V
Beam Angel	120°
Mounting Height	18" - 24" above canopy
Thermal Management	Passive cooling
Max. Ambient Temperature	95°F / 35°C
Dimming	Manual & Rj11 controller
Operating Temp	20°C ~ 40°C (-4°F ~ 104°F)
Lifetime	>100,000hrs
Warranty	5 Year

### 3 Channels:

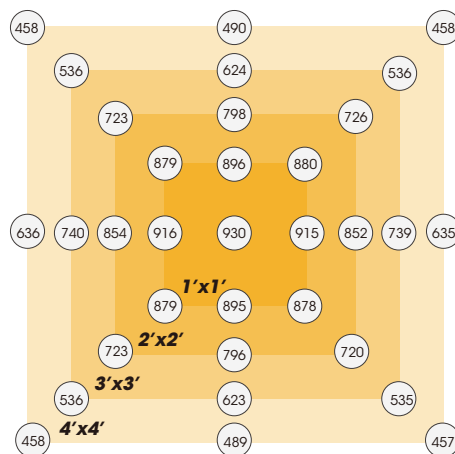
CH 1 (Veg)	0-240W	5000K/576PCS
CH 2 (Bloom)	0-250W	3000K/432PCS 660NM/48PCS,730NM/12PCS
CH 3 (UV)	0-20W	395NM/12PCS
All ON (Bloom+)	0-510W	During BLOOM for the best yield.

### PPFD CHART:

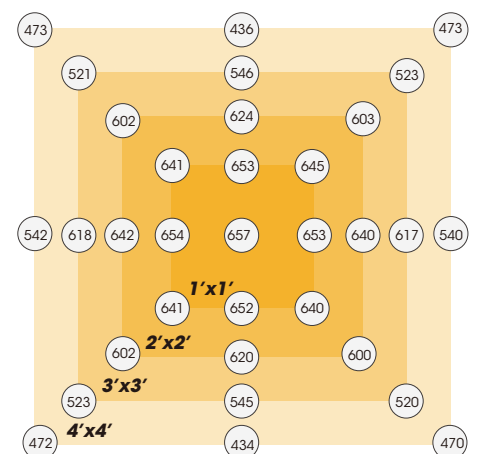
Mounting Height @ 12 inch (30cm)



Mounting Height @ 24 inch (60cm)





Mounting Height @ 36 inch (90cm)

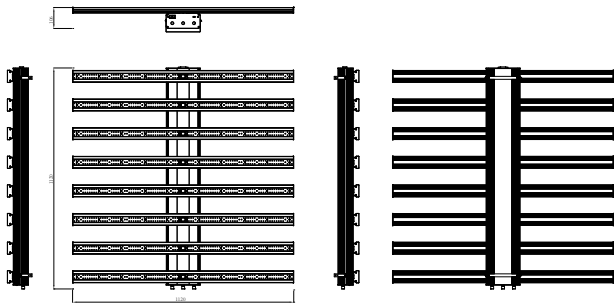


# Ze700/Lm301h

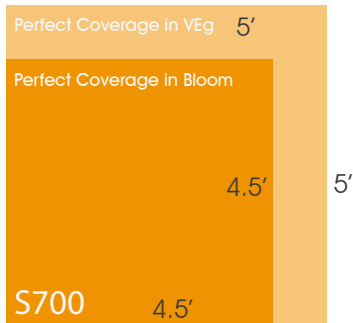
## Zeusol™ LED Grow 8 Bar System



### DIMENSIONS:



### COVERAGE AREA:



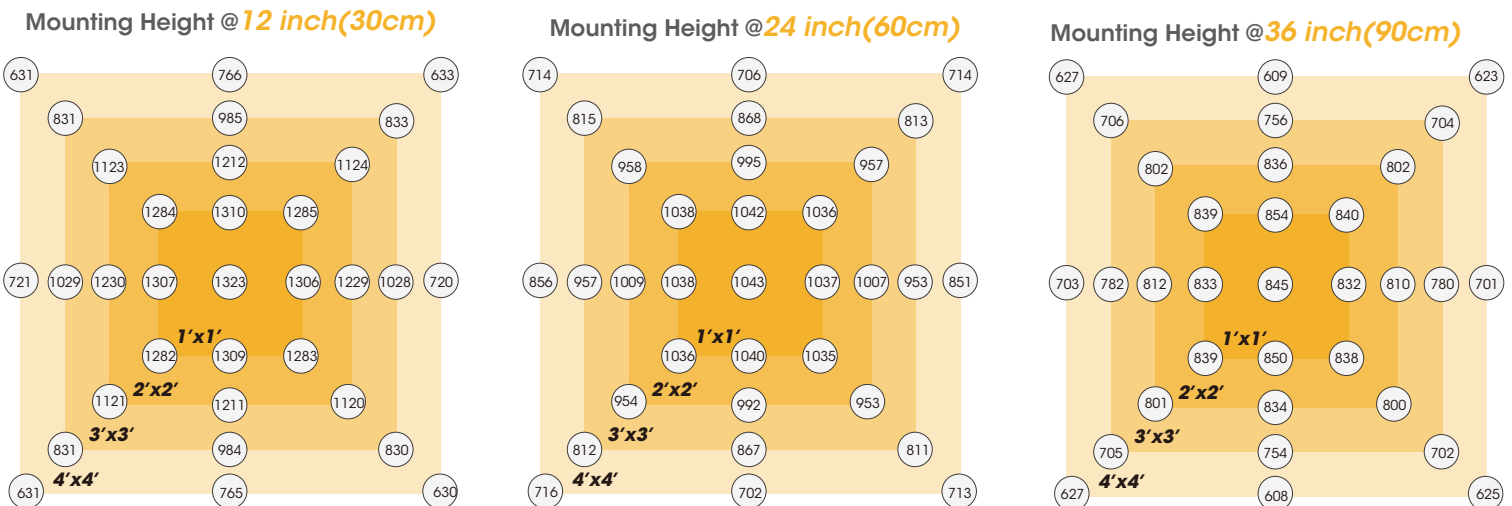
### TECHNICAL SPECIFICATIONS:

LED Source	Top-Bin Samsung LM301H diodes
Power Draw (W)	700W
HPS Equivalent	1200W
Par Efficiency	2.9 μmol/J
PPF	1960
Emitting Color:	3000K/5000/RED 660nm/UV/IR
Input Voltage	Autosensing 100-277V
Beam Angel	120°
Mounting Height	18" - 24" above canopy
Thermal Management	Passive cooling
Max. Ambient Temperature	95°F / 35°C
Dimming	Manual & Rj11 controller
Operating Temp	20°C ~ 40°C (-4°F ~ 104°F)
Lifetime	>100,000hrs
Warranty	5 Year

### 3 Channels:



CH 1 (Veg)	0-340W	5000K/768PCS
CH 2 (Bloom)	0-335W	3000K/576PCS 660NM/64PCS,730NM/16PCS
CH 3 (UV)	0-25W	395NM/16PCS
All ON (Bloom+)	0-700W	During BLOOM for the best yield.

### PPFD CHART:

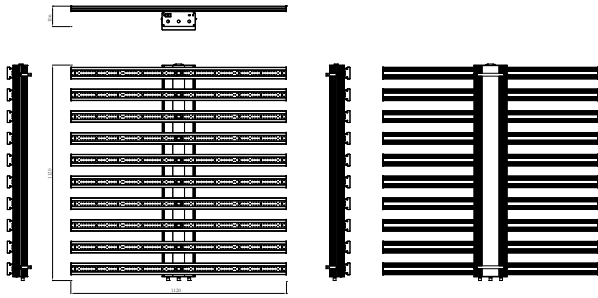


# Ze1000/Lm301h

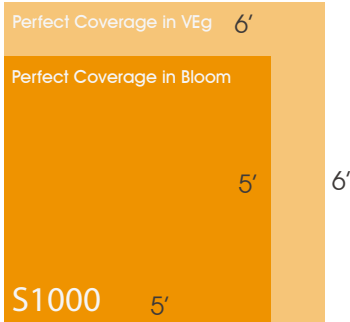
## Zeusol™ LED Grow 10 Bar System



### DIMENSIONS:



### COVERAGE AREA:



### TECHNICAL SPECIFICATIONS:

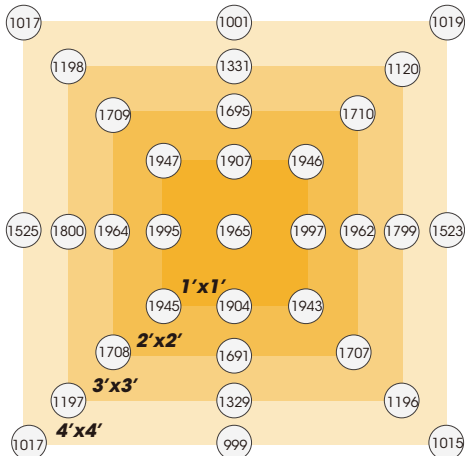
LED Source	Top-Bin Samsung LM301H diodes
Power Draw (W)	1000W
HPS Equivalent	2000W
Par Efficiency	2.9 μmol/J
PPF	2900
Emitting Color:	3000K/5000/RED 660nm/UV/IR
Input Voltage	Autosensing 100-277V
Beam Angel	120°
Mounting Height	18" - 24" above canopy
Thermal Management	Passive cooling
Max. Ambient Temperature	95°F / 35°C
Dimming	Manual & Rj11 controller
Operating Temp	20°C ~ 40°C (-4°F ~ 104°F)
Lifetime	>100,000hrs
Warranty	5 Year

### 3 Channels:

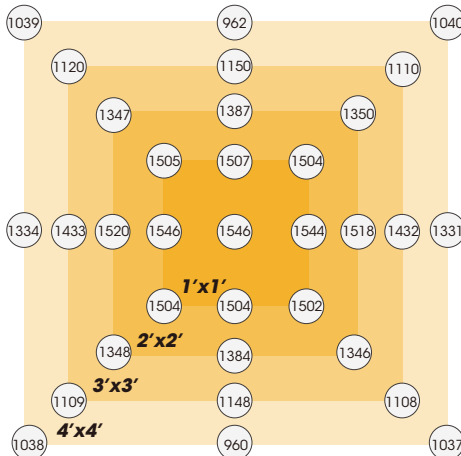
CH 1 (Veg)	0-483W	5000K/1280PCS
CH 2 (Bloom)	0-482W	3000K/960PCS 660NM/80PCS,730NM/20PCS
CH 3 (UV)	0-35W	395NM/20PCS
All ON (Bloom+)	0-1000W	During BLOOM for the best yield.

### PPFD CHART:

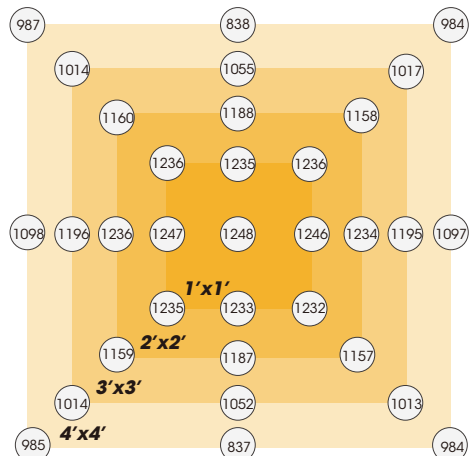
#### Mounting Height @ 12 inch(30cm)



#### Mounting Height @ 24 inch(60cm)



#### Mounting Height @ 36 inch(90cm)



# Rj11

## Industrial RJ11



### Master Controller Touch Screen

The master controller puts you in control of your gardens. A single controller can control a single light in a grow tent or a 1000 light commercial operation.

### Features:

- A Single Controller Runs an Unlimited Number of Lights.
- Sunrise/Cloudy/Sunset DIY Setup.
- Digital Timer Eliminates the Need for External Timers or Contactors.
- User-defined Grow Schedules and Spectrum for Specific Strain.
- Controls Separate Veg, Bloom and UV.
- Uses Standard RJ11 Data Cables.

### Technical Specifications:

<b>Control voltage outputs:</b> 2 Zones (Groups). 1/2
<b>Numbers of control channels:</b> 3
<b>Numbers of lights per output:</b> 50 pcs max
<b>Max. cable length per group:</b> 100 meters
<b>Match LED Fixture:</b> unlimited
<b>Power Dimming Scope:</b> 0 - 100%
<b>Power consumption:</b> < 4.5W
<b>Input voltage:</b> DC12V (Output: 0 - 10V)
<b>Dimension &amp; Weight:</b> L145xW88xH35mm, 0.3kg
<b>Working temperature:</b> - 20-50°C



### Eco Knob Controller

Branch controller is available to control two lighting groups and three lighting channels.

Brightness 0-100% adjustable to control light output, The controller operates on a 8 timing modes.

### Technical Specifications:

<b>Control voltage outputs:</b> 2 Zones (Groups). 1/2
<b>Numbers of control channels:</b> 3
<b>Numbers of lights per output:</b> 50 pcs max
<b>Max. cable length per group:</b> 100 meters
<b>Power consumption:</b> <4W
<b>Input voltage:</b> DC12V
<b>Output:</b> 10V PWM 3KHz (customizable)
<b>Dimension &amp; Weight:</b> L145xW61xH30mm, 1.0 kg
<b>Working temperature:</b> -20-50°C

# MORE LED GROW LIGHT RECOMMEND

## From 100 watts to 2000 watts



Keep healthy mothers for ages



Save over 60% electricity



Harvest increase more than 30%



Sun-like spectrum 2700-6500K



Perfect light distribution



Boost branching & clone production

[www.parfactworks.com](http://www.parfactworks.com)



@ Contact **Parfactworks** LED

☎ +86 132 6720 8756

✉ [support@parfactworks.com](mailto:support@parfactworks.com)

🌐 [www.parfactworks.com](http://www.parfactworks.com)

