

nextlight **VEG8**
PRO SERIES



USER MANUAL

Thank you for choosing



Table of Contents

1. NextLight Veg8 Pro	1	7. Product Installation.....	4
2. Safety Recommendations and Warnings..	2	8. Use with a Controller.....	5
3. Package Contents	2	9. Connecting Multiple Fixtures.....	5
4. Technical Specifications	3	10. Proper Use and General Care	6
5. Product Dimensions	3	11. NextLight Support.....	6
6. Onboard Dimming	3	12. Five (5) Year Full Manufacturer's Warranty ...	6



WARNING: Please read and follow the instructions before installing and using your *NextLight Veg8 Pro*

1. NextLight Veg8 Pro - 210W LED Grow Light

- 2.5 PPF/W ($\mu\text{mol/J}$)
- DLC Hort Listed
- UL 8800
- IP65 Wet Rated
- Onboard Dimming
- External Dimming (**Controller NOT INCLUDED**)
- Passively Cooled
- 5 Year Full Warranty - All Components - Down to the Diode
- Designed for vegetative growth over benches, in racks or grow tents
- **NextLight's Full Spectrum** is recommended from seed to harvest
- Plug & Play - contains power & dimming cords, power supply and mounting hardware.

The *NextLight Veg8 Pro* is a high efficiency - bright white LED grow light designed to efficiently outperform your typical Fluorescent 8 Tube T5. The *NextLight Veg8 Pro* has the power and versatility for all stages of vegetative growth. Excessive power consumption, bulb replacements and heat are among the biggest problems indoor growers face. The *NextLight Pro Series* alleviates all of those issues.

The all new, Onboard Dimming feature allows for more control over desired light intensity. Output can be adjusted between 25%, 50%, 75% and 100%.

Please scan the QR code to access our online product listing for the *NextLight Veg8 Pro*. There you can access more info, digital versions of this User Manual, Spec Sheets and more!



If you still have questions, please call **513.718.7556** or email sales@nextlight.com

2. Safety Recommendations and Warnings




WARNING: Please read and follow all Safety Recommendations and Warnings before installing your **NextLight Veg8 Pro**.

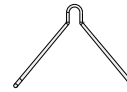
- Please check and adhere to all local rules, regulations and zoning codes when installing.
- The installer is responsible for correct and safe installation of light system.
- Prevent eye damage by avoiding direct eye contact with LEDs.
- Operate the light system within the temperature range of -4°F and 104°F.
- Mount the light system to something that can support the weight of the Fixture.
- Always allow for adequate ventilation of Fixture. Minimum 3" from walls/ceiling.
- **Do NOT** hang Fixture by Power Cords.
- Ensure the local cabling can support the voltage and current of the light system.
- Only use Power Cords that were supplied with your light system.
- **Do NOT** use the Fixture with damaged Power Cords.
- **Do NOT** attempt to open, rewire or reconfigure any components of the light system. It will void the warranty and could cause serious injury or death.
- Disconnect the light system from power before performing any maintenance or repairs.
- Always disconnect power from the light system before moving or cleaning it.
- **Do NOT** clean the light system with detergents, abrasives or other aggressive substances.
- **Do NOT** use the light system near flammable, explosive or reactive substances.
- **Do NOT** use any Volatile Organic Compounds (VOCs) on or near the light system. VOCs can cause damage to LEDs (including insect foggers).
- The light system is certified for use in damp locations and is protected against water projected from a nozzle. **Do NOT** submerge light system.
- Avoid any contact or force with LED array that may damage LEDs.

3. Package Contents

- 1 Fixture **x1**
- 2 Fixture Hooks **x2**
- 3 NextLight Pro Series Power Cord (10') **x1**
(see available Power Cord Voltage Options)
- 4 NextLight Pro Series Control Cable (10') **x1**



1



2



3



4

Power Cord Voltage Options



120V
(NEMA 5-15P)



240V
(NEMA 6-15P)



277V
(TWIST LOCK)

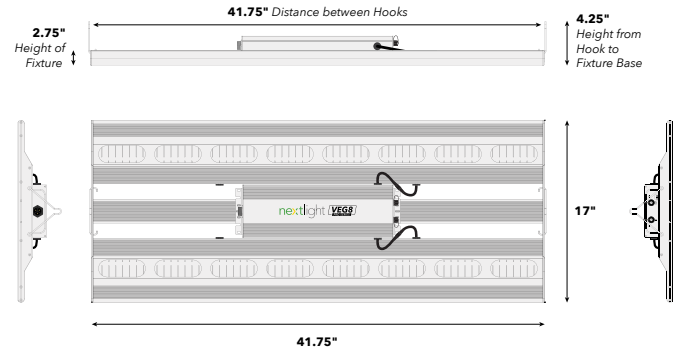


277V
(OPEN-END/WHIP)

2. Technical Specifications

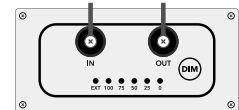
SPECIFICATION	NEXTLIGHT VEG8 PRO
Operating Voltage	120-277 VAC
Operating Frequency	50/60 Hz
Input Current	1.75A @ 120V, 0.88A @ 240V, 0.76A @ 277V
PPF	530
Energy Use	210 Watts (210W @ 277V)
PPF/Watt	2.5
Operating Temperature	-4°F to 104°F (-20°C to 40°C)
BTU Output	720
Dimensions (in)	41.75 x 17 x 2.75
Dimensions (mm)	1060 x 426 x 68
Weight	13 lbs (5.9 kg)
Warranty	5 Year Full
Life Rating	Q90 > 50,000 Hours
Certifications	DLC Hort, CE, UL 8800
Environment	IP65, Wet Rated

4. Product Dimensions



6. Onboard Dimmer

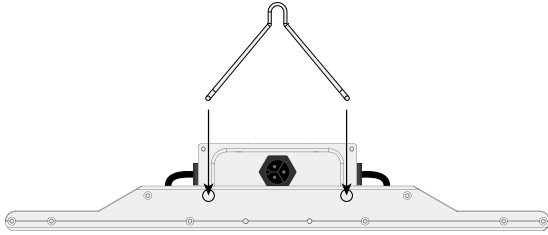
The Onboard Dimmer allows you to toggle Dim values of 0%, 25%, 50%, 75%, 100% and EXT for external use with **NextLight Control Pro** or **NextLight Adapt Pro**.



Note: Onboard Dimmer must be set to EXT (External Control) for controller to operate. Pay special attention when using controller timing and shut off functionality as these functions will only work when the Onboard Dimmer is set to EXT.

7. Product Installation

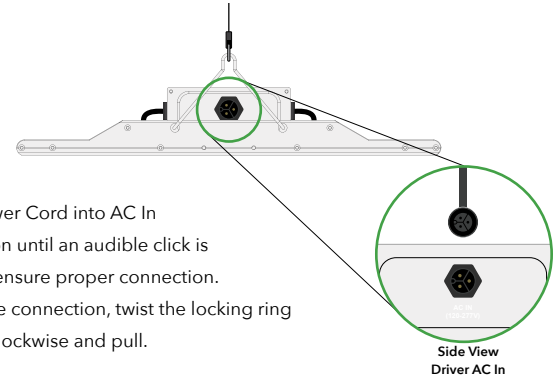
- 1 • Take both Fixture Hooks and insert Hook ends through holes at each end of Fixture.



- 2 • Use ratchet hangers to lift Fixture into place.




- 3 • Connect the **NextLight Pro Series Power Cord** to the AC In on the Driver.



- Insert Power Cord into AC In connection until an audible click is heard to ensure proper connection.
- To remove connection, twist the locking ring counter clockwise and pull.

- 4 • Adjust your Fixture height based on your desired light intensity needs.

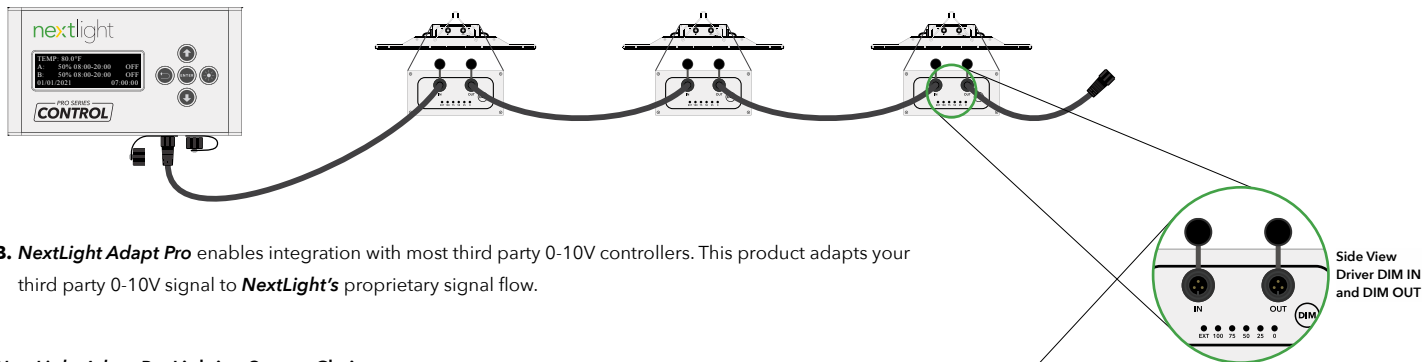


8. Use with a Controller

To enable more precise Dimming Control and Programming on your **NextLight Veg8 Pro**, you will need either a **NextLight Control Pro** or **NextLight Adapt Pro**.

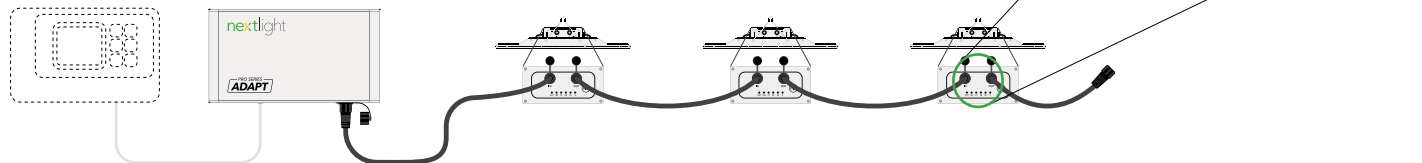
A. NextLight Control Pro enables Dimming Control, On/Off Timing, Sunrise/Sunset Programming and more. The **NextLight Control Pro** can control up to 500 **NextLight Pro Series** fixtures per controller (250 per Channel).

NextLight Control Pro Lighting System Chain



B. NextLight Adapt Pro enables integration with most third party 0-10V controllers. This product adapts your third party 0-10V signal to **NextLight's** proprietary signal flow.

NextLight Adapt Pro Lighting System Chain



9. Connecting Multiple Fixtures

- Insert **NextLight Pro Series Control Cable** into Channel A/B of your **NextLight Control Pro** or 485 Output of your **NextLight Adapt Pro**. Then screw the locking ring clockwise to ensure proper connection.
- Insert other end of Control Cable into Dim In connection on Driver of first Fixture in lighting system chain.
- Connect Control Cable from Dim Out on Driver of first Fixture to Dim In on Driver of next Fixture in the lighting system chain.
- Repeat until all Drivers/Fixtures are connected.

10. Proper Use and General Care

Follow steps below to help your light system retain peak performance.

- Hang Fixture using supplied Fixture Hooks.
- Hang Fixture at a minimum of 12" from bottom of Fixture to top of plant canopy. Less than 12" distance may burn plants.
- Always allow for adequate ventilation of Fixtures to ensure your lighting system can properly cool. Failure to do so may shorten the lighting system's lifespan.
- Wipe down outside of Fixture with a damp rag. Dry thoroughly with a chamois or moist cellulose sponge to prevent water spots. All cleaning should be done with the light system unplugged from its power source.
- Avoid touching diodes with your hands, even if powered off.
- Never clean light system with detergents or abrasives.

11. NextLight Support

Please scan the QR code to access our online Support page, which includes the User Manual, FAQ and additional Warranty Claim information.



nextlight.com/support

12. Five (5) Year Full Manufacturer's Warranty

All **NextLight** products carry a Five (5) Year Full Manufacturer's Warranty from date of purchase. Please follow all instructions and guidelines to ensure warranty is not voided. This warranty does not apply to any product which has been damaged, defaced, subjected to misuse, abnormal service or handling (including shipping damage) or which has been altered in design or construction.



**WILL VOID
WARRANTY**



To file a Warranty Claim, visit nextlight.com/warranty



This product is for horticulture use only.
Not suitable for room illumination.

Legal Disclaimer

NextLight products are to be used for lawful purposes only. It is the responsibility of you as the purchaser to know and abide by all laws pertaining to the use of **NextLight** products. **NextLight, LLC** will NOT be held liable for any unlawful state or federal activity arising out of the use of our products. By purchasing a **NextLight** product, you are agreeing to these terms and conditions, confirming that you as the purchaser are attesting to the lawful use of our product and are thereby solely responsible for acting in conformance with all applicable regulations.

Thank you for choosing

nextlight

Questions about your *NextLight Pro Series* products?

513.718.7556
sales@nextlight.com

©2021 NextLight.
All Rights Reserved.

nextlight.com

