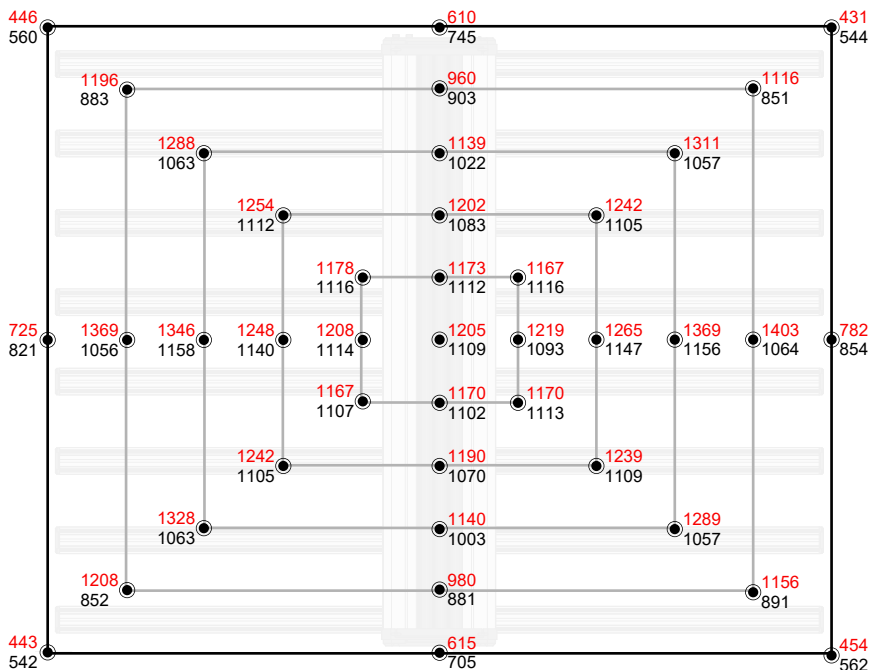


SPECIFICATIONS

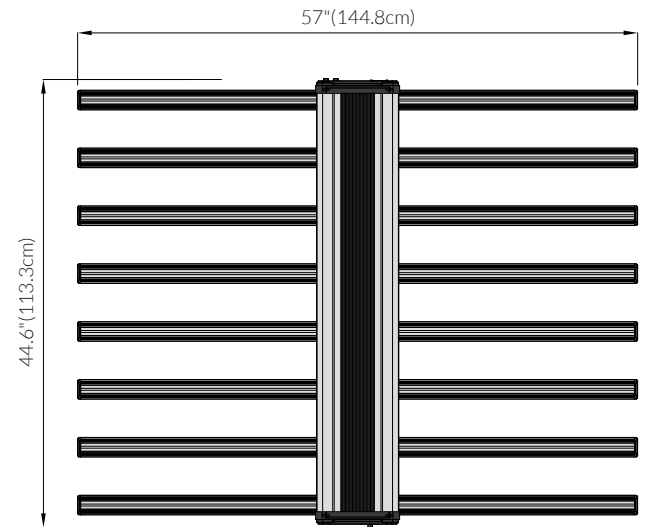
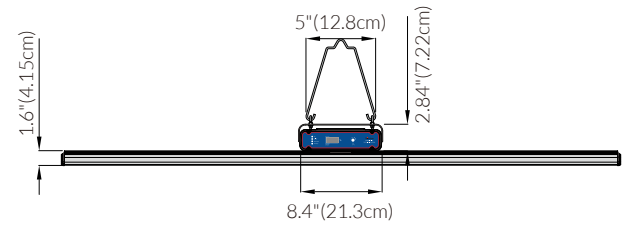
| | |
|----------------------------|-------------------------------------|
| PPF: | > 2016 $\mu\text{mol/s}$ |
| Efficacy: | > 2.8 $\mu\text{mol/J}$ |
| Input Power: | 720 W |
| Power Factor: | $\geq 96\%$ |
| Fixture Dimensions/Weight: | 57"L x 44.6" W x 4.44" H / 41.8 lbs |
| Mounting Height: | > 6" (15.2cm) Above Canopy |
| Lifetime: | L90: > 54,000 hrs |
| Warranty: | 5 Years Standard Warranty |
| Input Voltage: | Autosensing 100-277 V |
| Amp Draw: | 120V/6.23A, 240V/3.09A, 277V/2.71A |
| Group Control: | YES |

MODEL-H PLUS (Tested at 6" / Tested at 12")

Average PPF 1089/ 979



DIMENSIONS



FEATURES

- True 5' Wide Fixture
- 720 Watts Input Power
- Group Control
- Patented plug and play LED light bars
- 4 Adjustable Spectrum Channels
- SAMSUNG LM301B
SAMSUNG LH351H(660nm)V3

SPECTRUM

4 Adjustable Spectrum Channels

