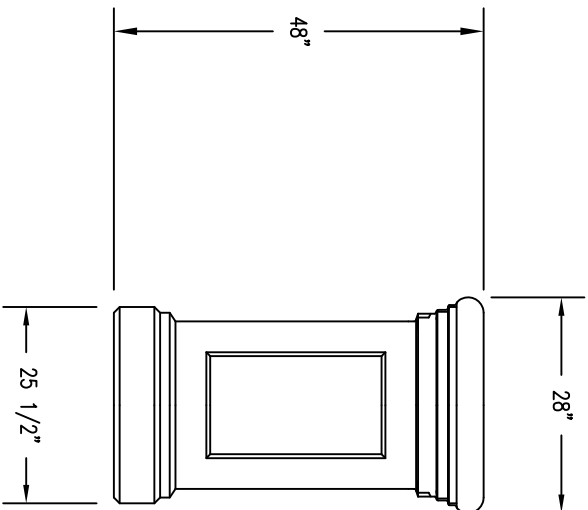
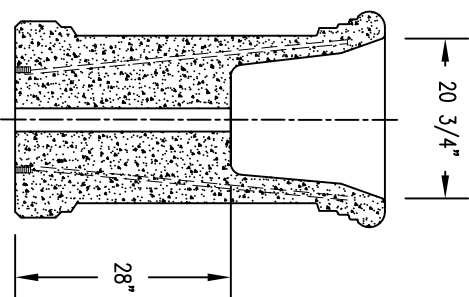


1 TOP VIEW

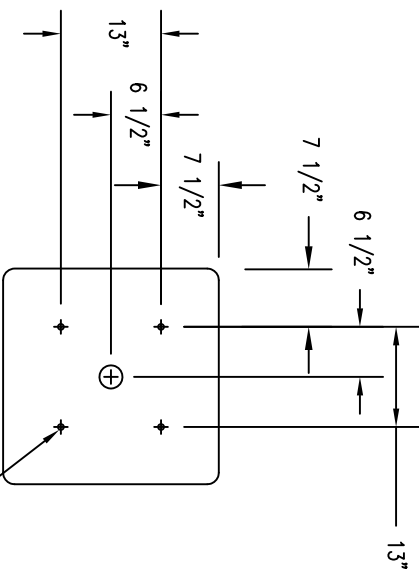
2" DRAIN HOLE



2 ELEVATION VIEW



4 CROSS SECTION



3 BOTTOM VIEW

(4) 3/8-13 INSERTS

REVISIONS			
	NAME	DATE	NOTES
1	SEE PAGE	SEE PAGE	SEE PAGE
2	SEE PAGE	SEE PAGE	SEE PAGE
3	SEE PAGE	SEE PAGE	SEE PAGE
4	SEE PAGE	SEE PAGE	SEE PAGE
5	SEE PAGE	SEE PAGE	SEE PAGE
6	SEE PAGE	SEE PAGE	SEE PAGE
7	SEE PAGE	SEE PAGE	SEE PAGE
8	SEE PAGE	SEE PAGE	SEE PAGE



CONFIDENTIAL, INFORMATION, THESE DRAWINGS, SPECIFICATIONS AND OTHER INFORMATION AND DOCUMENTS ACCOMPANYING THEM ARE THE CONFIDENTIAL AND PROPRIETARY PROPERTY OF WALSUPLY TIE, INC. THE DRAWINGS, SPECIFICATIONS, AND OTHER INFORMATION AND DOCUMENTS SHALL BELONG TO THE OWNER FOR USE ONLY ON THE PROJECT AND FOR NO OTHER PURPOSE. NO REPRODUCTION, COPIES, OR ANY OTHER USE SHALL REQUIRE THE WRITTEN APPROVAL OF WALSUPLY TIE, INC. THE PROPRIETARY INFORMATION AND DOCUMENTS SHALL REMAIN THE SOLE PROPERTY OF WALSUPLY TIE, INC.

JOB NAME

ADDRESS

CITY, STATE ZIP

UNLESS OTHERWISE SPECIFIED DIMENSIONS ARE IN INCHES FRACTIONS E/8"
DRAWN BY: SK
DATE: 7/22/15
CO NUMBER: ?
WEIGHT: 205 LBS
PRODUCT NO.
TF 4184

PRODUCT NO.
TF 4184