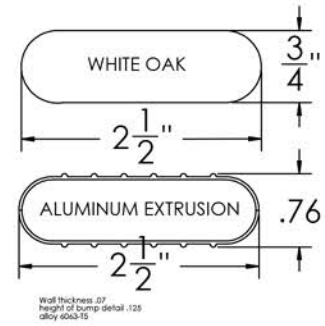


# PRODUCT SPECIFICATIONS

- All metal fabricated parts are etched, phosphatized, preheated, primer powder coated, and final coat electrostatically powder coated.
- Colors include: Black, Evergreen, Dark Green White, Tan, Dark Brown, and Blue.
- Special order colors available.
- This product can ship either knocked down or assembled.



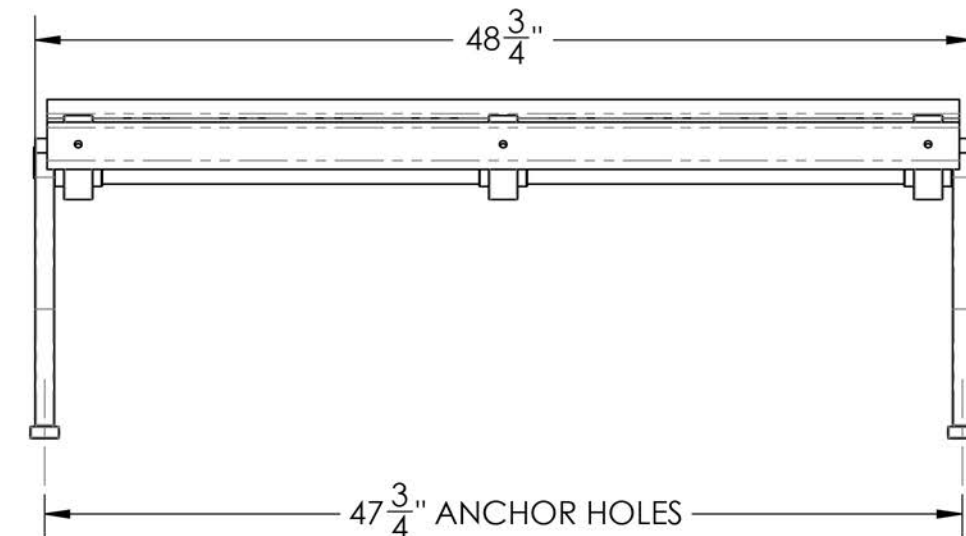
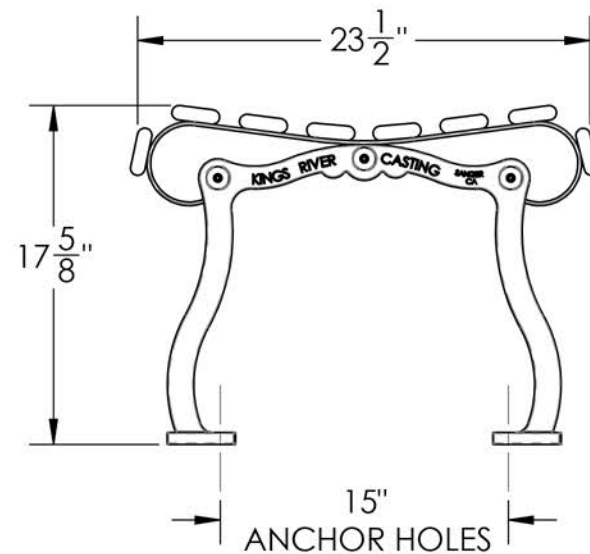
Hardware:  
(6)  $1\frac{1}{2}" \times 2\frac{1}{2}"$   
Stainless Steel Flat  
Head Bolts

(6)  $\varnothing 1\frac{1}{2}"$   
Mounting Holes

$1\frac{1}{4}" \times .120$   
Wall Round Tube Supports

Slats Are Formed From  
Astm 1018 Cold  
Rolled Steel Bar.  
 $1\frac{1}{2}" \times 3/16"$

65-45-12 Ductile  
Iron Castings



## NOTE:

It is not recommended to locate anchor bolts until the bench is in place. Anchor bolts not included.