



GP333A Wine bottle puzzle (A)




**Component**




1. Take the A cover the wine bottle then take the B insert by A



2. Grasp the E in direction as the picture



3. Take the E insert by A



4. Take the D pass through the A's hole to the opposite side




5. Pull the E out of the A




6. Grasp the E in direction as the picture and insert into the A's hole



7. Pull the E pass through the A's hole to the opposite side



8. Take the D pass through the A's hole to the opposite side too



9. Take the E insert back to the A's hole And insert the F into the E's Hole



Finish



**WARNING**

**DEUTSCH**  
VORSICHT- Dies ist kein Spielzeug. Enthalt Kleinteile, die eine Erstickungsgefahr für kleine Kinder darstellen können.

**ENGLISH**  
CAUTION- This is not a toy. Contain small parts which present a choking hazard to young children.

**FRANCAIS**  
ATTENTION- Ceci n'est pas un jouet. Contient de petites pièces pouvant provoquer des étouffements chez des enfants en bas âge.

