

# PLANIPREP FAST TRACK

Ultra rapid-drying fine textured thixotropic  
cementitious skimming compound



## WHERE TO USE

Ideal for repairing floors that need to be ready for use very quickly.

Used for levelling and skimming new and existing internal substrates (from a feather-edge up to a maximum of 3 mm) to make them suitable for bonding all types of floor covering very quickly (2 hours), including resilients and textiles. Ideal for localised repair work (maximum thickness 1 cm), including on vertical surfaces, where an ultra rapid-hardening and drying product with a particularly smooth surface finish is required. If thicker areas need to be repaired (up to 2.5 cm thick), we recommend adding 30% in weight of 0.4 mm quartz sand.

### Some application examples

- Smoothing over concrete floor slabs, screeds made from **Mapecem**, **Mapecem Pronto**, **Topcem** or **Topcem Pronto**, anhydrite and magnesium-based screeds, heated screeds and asphalt.
- Skimming and smoothing over terrazzo, ceramic and natural stone.
- Skimming concrete walls and cement-based render.
- Repairing and levelling steps, landings and the edges of pillars.

**Planiprep Fast Track** mortar adheres extremely well to surfaces with residues of old paint and resin, metal, old rubber flooring, PVC, chipboard, parquet, linoleum and similar materials.

## TECHNICAL CHARACTERISTICS

**Planiprep Fast Track** is a grey-coloured powder made from special cementitious binders, selected aggregates and synthetic additives according to a formula developed in the MAPEI research laboratories.

When mixed with water, **Planiprep Fast Track** forms a thixotropic mortar with good workability that adheres extremely well to surfaces, and that dries so quickly that the next phase of installing any type of flooring may be carried after just 2 hours, including flooring sensitive to moisture.

**Planiprep Fast Track** hardens without shrinking or cracking and reaches a very high level of mechanical strength and resistance to dents and abrasion. Substrates skimmed or smoothed over with **Planiprep Fast Track** have a very smooth, fine-textured finish particularly suitable for resilient floor coverings.

**Planiprep Fast Track** may be skimmed down to a feather-edge without applying adhesion promoter.

## RECOMMENDATIONS

- Do not mix the product with more than the recommended amount of water and do not add water once it has started to set.
- Do not add lime, cement or gypsum to the mix.
- Do not use on external surfaces.
- Do not apply on substrates with continuous rising damp.
- Do not use the product at temperatures lower than +5°C.
- Protect surfaces in hot and/or windy weather to prevent the water evaporating off too quickly.
- Do not leave bags of **Planiprep Fast Track** exposed to direct sunlight or near sources of heat for long periods before use.
- The layer of **Planiprep Fast Track** must be at least 3 mm thick when bonding parquet.

· When skimming or smoothing over particularly deformable substrates, the product may be admixed with **Latex Plus** diluted with 50% water.

## APPLICATION PROCEDURE

### Substrate preparation

Substrates must be sound, dry and free of all traces of dust, loose or detached parts, paint, varnish, wax, oil, rust and gypsum.

Cementitious surfaces that are wet or not sufficiently sound must be removed or, if possible, consolidated with **Profas**, **Primer MF**, **Eco Prim PU 1K**, etc.

Immediately after applying one of the aforementioned treatments, broadcast the surface with dry crushed sand or **Quartz 1.2**.

Repair cracks in the substrate with **Eporip** or **Eporip Turbo**.

Anhydrite screeds prepared as specified may be levelled off with **Planiprep** after applying a coat of **Primer G** or **Eco Prim T** (diluted 1:1 with water).

Thoroughly clean existing ceramic, stone, resilient and metallic surfaces with suitable detergent and/or by abrading the surface with a suitable power tool.

### Preparation of the mix

Pour a 4 kg bag of **Planiprep Fast Track** into a container with ca 2-2.2 litres of clean water while mixing and keep mixing with an electric mixer at low speed to form a smooth, lump-free mix.


For localised repairs more than 1 cm thick (up to 2.5 cm), 30% of 0.4 quartz sand may be added to the mix.

The amount of **Planiprep Fast Track** mixed in each batch must be applied within 25 minutes (at +23°C).

### Application of the mix

Apply the mix with a long-bladed metal smoothing trowel.

Surfaces skimmed or smoothed over with **Planiprep Fast Track** are ready for the next phase after just 2 hours.




Removing a portion of resilient floor covering in the area to be repaired




Removing dust with a vacuum cleaner



Reintegrating a portion of the substrate



Skimming the substrate to a feather edge



Grinding after 2 hours

## CLEANING

Clean **Planiprep Fast Track** from hands and tools while still wet with water.

## CONSUMPTION

The consumption rate for **Planiprep Fast Track** is approximately 1.0 kg/m<sup>2</sup> per mm of thickness.

## PACKAGING

**Planiprep Fast Track** is available in 16 kg boxes containing 4, 4 kg plastic sachets.

## STORAGE

**Planiprep Fast Track** remains stable for at least 12 months if stored in a dry place. If stored for longer periods, **Planiprep Fast Track** may take longer to set without altering its final characteristics.

This product complies with the prescriptions of Reg. (EC) N. 1907/2006 (REACH) - Annex XVII, article 47.

## SAFETY INSTRUCTIONS FOR PREPARATION AND APPLICATION

**Planiprep Fast Track** contains cement that when in contact with sweat or other body fluids causes irritant alkaline reactions and allergic reactions to those predisposed. It can cause damage to eyes. It is recommended to use protective gloves and goggles and to take the usual precautions for handling chemicals.

If the product comes in contact with the eyes or skin, wash immediately with plenty of water and seek medical attention. For further and complete information about the safe use of our product please refer to the latest version of our Material Safety Data Sheet.

PRODUCT FOR PROFESSIONAL USE.

TECHNICAL DATA (typical values)	
PRODUCT IDENTITY	
Consistency:	fine powder
Colour:	grey
Bulk density (kg/m <sup>3</sup> ):	650
Dry solids content (%):	100
APPLICATION DATA (at +23°C and 50% R.H.)	
Mixing ratio:	50-55 parts of water every 100 parts of <b>Planiprep Fast Track</b>
Thixotropic:	yes
Density of mix (kg/m <sup>3</sup> ):	1600
pH of mix:	approx. 12
Application temperature:	+5°C to +30°C
Workability time:	approx. 25 mins.
Setting time:	approx. 30 mins. (3 mm)
Set to foot traffic:	approx. 1 hour (3 mm)
Waiting time before bonding flooring:	2 hours
FINAL PERFORMANCE	

<b>Compressive strength (N/mm<sup>2</sup>):</b> – after 3 hours: – after 6 hours: – after 1 day: – after 3 days: – after 7 days: – after 28 days:	8 10 12 14 16 20
<b>Flexural strength (N/mm<sup>2</sup>):</b> – after 3 hours: – after 6 hours: – after 1 day: – after 3 days: – after 7 days: – after 28 days:	2.0 2.5 3.0 4.0 5.0 6.0
<b>Resistance to abrasion</b> Taber abrasion tester (H22 disk - 550 g - 200 revs) expressed as weight loss (g): – after 7 days: – after 28 days:	1.2 1.0

## WARNING

*Although the technical details and recommendations contained in this product data sheet correspond to the best of our knowledge and experience, all the above information must, in every case, be taken as merely indicative and subject to confirmation after long-term practical application; for this reason, anyone who intends to use the product must ensure beforehand that it is suitable for the envisaged application. In every case, the user alone is fully responsible for any consequences deriving from the use of the product.*

**Please refer to the current version of the Technical Data Sheet, available from our website [www.mapei.com](http://www.mapei.com)**

4028-1-2022 en (IT)

Any reproduction of texts, photos and illustrations published here is prohibited and subject to prosecution

