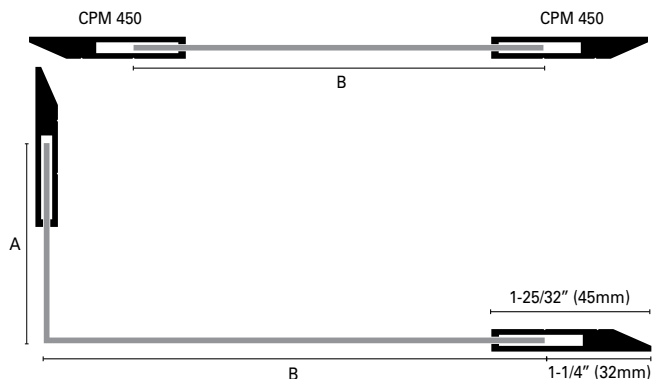





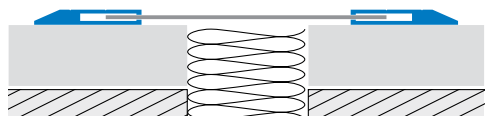
# copritec CPM

**COPRITEC CPM** patented, modular expansion joint covers are custom-made to match specific site dimensions. Particularly suitable in wall and ceiling installations, they are available in two versions: flat and corner angle. The profile is composed of two lateral plates anchored with screws and dowels, and a custom-made, central, flat or angled element that slides between the plates and conceals the expansion joint.



## INSTALLATION:

- Place a small amount of silicone between the lateral anchoring plates and slide the custom-made central element in a neutral position.
- Anchor the side plates with screws and dowels or with appropriate adhesive.



### COPRITEC CPM 450 AS Silver Anodized Aluminum

The silver anodized aluminum lateral plates are designed to firmly anchor in the substrate while allowing differential movement by the central element.

	B = in mm		Finish	Art.		
Material: Extruded Anodized aluminum	1-25/32	45	Aluminum Silver	CPM	450	AS
Finish: Silver (AS)						
Length: 8'10" (2.70meters)						

### COPRITEC CPM\* AS Silver Anodized Aluminum Central Element

This expansion joint cover is custom-made to the customer's requirements. To calculate the necessary width, allow an 5/16" (8mm) tolerance in each lateral plate (CPM 450 AS) that you have to add 5/8" (16mm) to the width of the gap on site. This element can be flat (CPML) or a corner angle (CPMP).

	in (mm)	Finish	Art.	
Material: Aluminum laminate anodized	B AxB	Aluminum Silver Flat Aluminum Silver Corner	CPML CPMP	AS AS
Finish: Silver (AS)				
Length: 8'10" (2.70meters)				