



THE REAL #1

ANYONE CAN CLAIM IT. WE PROVE IT!

ABYSS FLEX

THE TEAM AT T.R.U. BALL® AND I, WORKED HARD ON DESIGNING THIS RELEASE FROM THE GROUND UP. USING SOME TECHNOLOGIES AND ADJUSTABILITY NEVER SEEN BEFORE IN A HAND HELD RELEASE. OUR GOAL WAS TO PROVIDE THE USER WITH A COMFORTABLE RELEASE AND ALLOW THE ADJUSTABILITY TO FIT YOUR INDIVIDUAL STYLE SO YOU CAN BE AS CONSISTENT, COMFORTABLE, AND ACCURATE AS POSSIBLE.



QS QUICKSILVER FINISH
CORROSION RESISTANT
ELECTROLYTIC BRUSHED
NICKEL PLATED BRASS

ADJUSTABLE 3 & 4 FINGER PIECES INCLUDED
IN PACKAGE! 30° OF RADIAL ROTATION
(15° FORWARD AND 15° BACK)
IN 2 LOCATIONS US PAT# 9,618,295 B1

Chan Soon-Shong
Institute of Molecular Medicine
at Wundt

EVERY RELEASE SOLD A PERCENTAGE OF THE SALES WILL GO TO THE CHAN SOON-SHONG INSTITUTE OF MOLECULAR MEDICINE AT WUNDT TO HELP FIGHT BREAST CANCER. THAT IS WHAT I AM MOST EXCITED ABOUT KNOWING THAT WE ARE HELPING SUPPORT A GOOD CAUSE, THAT MAKES ME FEEL GREAT!

ABYSS FLEX (TABF-QS-M)

Abyss Flex / QuickSilver / Medium

WARNING: This product can expose you to chemicals including Nickel Acetate, which is known to the State of California to cause cancer or birth defects or other reproductive harm. For more information, visit www.P65Warnings.ca.gov.



JESSE'S Q-FEST IS THE ONLY UNLIMITED RESOURCE!

JESSE BROADWATER



ABYSS FLEX

SIGNATURE SERIES

A MATCHING HANDLE TO THE PULKRUM FLEX
**THUMB TRIGGER HANDLE
ADJUSTS FOR A PERFECT FIT**



QS QUICKSILVER FINISH
CORROSION RESISTANT
ELECTROLYTIC BRUSHED
NICKEL PLATED BRASS

www.truball.com



We Make Archery Better!



WWW.TRUBALL.COM




THE REAL #1
ANYONE CAN CLAIM IT. WE PROVE IT!



ABYSS FLEX



CHANGING HEAD POSITION MOVES BOWSTRING AWAY FROM FACE CONTACT FOR EXTREME ACCURACY.



FINGER PIECE PERFECT FIT ADJUSTMENT: USE A 5/64" HEX WRENCH TO LOOSEN SCREW(F), FLEX HANDLE INTO DESIRED POSITION AND RETIGHTEN. WARNING: DO NOT OVERTIGHTEN!

ADDING OR REMOVING FINGER PIECES: USE A 5/64" HEX WRENCH TO REMOVE SCREW(F). NOTE: SMALL WASHER(G) IS CONTAINED IN INNER POCKET(H) BE CAREFUL NOT TO LOSE WASHER. INSTALL DESIRED FINGER PIECE/PIECES. ENSURE SMALL WASHER(G) IS INSTALLED INTO THE CLOSED END OF INNER POCKET(H). PUSH FINGER PIECE ALL THE WAY INTO THE HANDLE. ENSURE SCREW(F) PASSES THROUGH WASHER(G) AND RETIGHTEN. WARNING: DO NOT OVERTIGHTEN!

A LOCK SCREWS

D LAS ADJUSTMENT SCREWS

MULTI POSITION THUMB LEVER WITH SMALL KNURLED PIN

COCKING TAB

C SENSITIVITY SCREW B TRAVEL ADJUSTMENT SCREW

THE ABYSS AND ABYSS FLEX THUMB TRIGGER RELEASES ARE DESIGNED TO MATCH PERFECTLY IN DRAW LENGTH AND SIZE SPECIFICATIONS WITH THE BACK TENSION FULKRUM AND FULKRUM FLEX RELEASES.

ADJUSTMENT INSTRUCTIONS:

- 1 TRIGGER TRAVEL ADJUSTMENT:** USE A 0.050" HEX WRENCH TO TURN LOCK SCREWS(A) CLOCKWISE TO ENSURE SCREWS(C) AND (B) DO NOT COME LOOSE DURING USE AND THAT THEY HAVE MODERATE RESISTANCE WHEN ADJUSTMENTS ARE MADE.
- 2 PUSH THE COCKING TAB IN TO COCK.** USE A 0.050" HEX WRENCH TO TURN THE TRAVEL SCREW(B) CLOCKWISE SLOWLY UNTIL RELEASE FIRES. THEN TURN THE TRAVEL SCREW(B) COUNTER CLOCKWISE 1/4 TURN FOR SAFE FACTORY SETTING. FOR ZERO TRIGGER TRAVEL AND PERSONAL PERFORMANCE TURN SCREW IN (CLOCKWISE) UP TO 1/8 TURN. NOTE: TURNING SCREW CLOCKWISE TOO MUCH CAN RESULT IN A MISFIRE. COCK RELEASE AND FIRE IT BY COMPRESSING TRIGGER. DO THIS SEVERAL TIMES TO ENSURE THE RELEASE STAYS COCKED AND FIRES. IF RELEASE DOES NOT STAY COCKED TURN SCREW(B) COUNTER CLOCKWISE 1/16 OF A TURN AND REPEAT TEST COCKING AND FIRING. DO NOT OVERTIGHTEN SCREWS!
- 3 TRIGGER SENSITIVITY ADJUSTMENT:** USE A 5/64" HEX WRENCH, TURN SENSITIVITY SCREW(C) COUNTER CLOCKWISE FOR A LIGHTER TRIGGER AND CLOCKWISE FOR A HEAVIER TRIGGER.
- 4 LAS HEAD POSITION ADJUSTMENT:** USE A 5/64" HEX WRENCH TO REMOVE THE SOCKET HEAD CAP SCREWS(D) ALONG THE SIDE OF THE RELEASE TO RE-POSITION THE HEAD IN YOUR CHOICE OF FOUR DIFFERENT POSITIONS. INSTALL DUST COVERS(E) IN APPROPRIATE LOCATIONS
NOTE: CHANGING HEAD POSITION MOVES BOWSTRING AWAY FROM FACE CONTACT FOR EXTREME ACCURACY.

WARNING: BE SURE TO RESET TRAVEL SETTING IF ADJUSTING THE HEAD INTO A NEW POSITION.

CHECK ALL SCREWS ON RELEASE TO INSURE TIGHTNESS BEFORE EACH USE. THINK AND ACT SAFELY!

WARNING:

- * NEVER DRAW BOW WITHOUT AN ARROW!
- * ALWAYS POINT BOW AT A SAFE TARGET! NEVER POINT BOW IN AN UNSAFE DIRECTION!
- * DO NOT LET GO OF THIS RELEASE DURING THE SHOT PROCESS!
- * NEVER PULL THE RELEASE TOWARD FACE WHEN DRAWING BOW!
- * INSPECT EQUIPMENT BEFORE USE TO INSURE PROPER OPERATING CONDITION!
- * FAILURE TO FOLLOW THESE WARNINGS COULD RESULT IN EQUIPMENT DAMAGE OR INJURY!
- * THINK AND ACT SAFELY!

LIMITED WARRANTY

THIS PRODUCT IS GUARANTEED AGAINST DEFECTS IN MATERIAL AND WORKMANSHIP NOT CAUSED BY NORMAL WEAR TO THE ORIGINAL OWNER, WITH A VALID SALES RECEIPT. THIS WARRANTY IS VOID IF THE RELEASE HAS BEEN DISASSEMBLED, ABUSED, MODIFIED, OR SUBJECT TO ABNORMAL CONDITIONS. WRIST STRAPS ARE NOT COVERED UNDER WARRANTY. WE RECOMMEND YEARLY STRAP REPLACEMENT.

LETTING GO OF YOUR RELEASE AID AT ANY TIME DURING THE SHOT PROCESS, AS EVIDENCED BY ABNORMAL DENTS AND/OR BENT PARTS, WILL VOID THIS WARRANTY.

T.R.U., INC. WILL NOT BE LIABLE FOR ANY CONSEQUENTIAL OR INCIDENTAL DAMAGES TO ANY OTHER PIECE OF EQUIPMENT THE RELEASE MAY COME IN CONTACT WITH.

T.R.U., INC. WILL NOT BE LIABLE FOR ANY INJURIES OR DAMAGES TO ANY PERSON, PROPERTY OR EQUIPMENT THAT IS CAUSED BY THE IMPROPER USE OF THIS PRODUCT.

IF YOU EXPERIENCE ANY PROBLEM WITH THIS PRODUCT, CALL 434-929-2800 FOR A RETURN AUTHORIZATION (RA) NUMBER, THEN UPS SHIP TO:


T.R.U., 131 CRENNEL DR, MADISON HEIGHTS, VA 24572 OR MAIL TO: T.R.U., P.O. Box 1180, MADISON HEIGHTS, VA 24572.

ALL RETURNS MUST HAVE A RETURN AUTHORIZATION (RA) NUMBER.

LEGAL

ITEMS IN THIS PACKAGING MAY BE PATENT PENDING OR COVERED BY US PATENTS & REGISTERED TRADEMARKS.

VISIT
WWW.TRUBALL.COM/LEGAL.HTML
FOR A FULL LIST OF PATENTS & TRADEMARKS.



ACHIEVE XP

DESIGNED FOR THE TOP ARCHERS IN THE WORLD

- * NEW ULTRA HIGH MODULUS CARBON BAR, 2X STRONGER, CONTAINS THICKER LAYERS OF CARBON
- * NEW WEDGE LOCK BOW MOUNT BRACKET IS HANDED DOWN STRONGER THAN ANY OTHER BOW MOUNT
- * IN-LINE TENSION ADJUSTMENT, ALLOWS THE SIGHT PIN TO STAY ON TARGET FROM SHOT TO SHOT
- * STRONGER 10-32 WINDAGE LEAD SCREW
- * ENLARGED DIAMETER WINDAGE AND ELEVATION KNOBS WITH CLICK LOCKS
- * THINNER, WEIGHT REDUCING ELEVATION RAIL
- * METAL SIGHT TAPE FOR COMPOUND MODELS ONLY (8 INCLUDED, 20 SOLD SEPARATELY)
- * NEW RECURVE SLEEVE LOCK APERTURE BLOCK (INCLUDED WITH ALL RECURVE MODELS)
- * SIGHT PIN ALIGNMENT BLOCK (SOLD SEPARATELY FOR RECURVE MODELS)
- * UHM 9" BAR FOR RECURVE SIGHTS AND UHM 6" & 9" BAR FOR COMPOUND SIGHTS

AXCEL

RIGHTS AND SCORES

