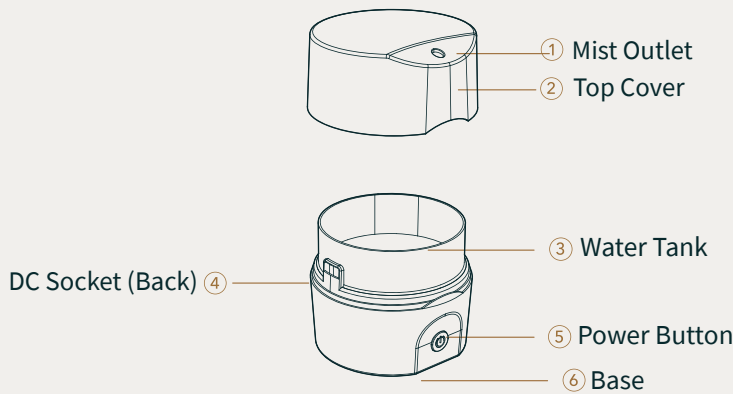


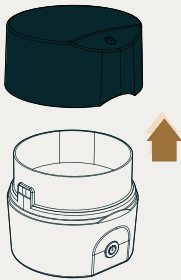
Pilgrim. | User Manual

Meet Alpha

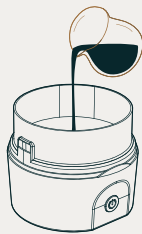


How to use

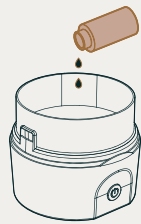
1 Remove the top cover.



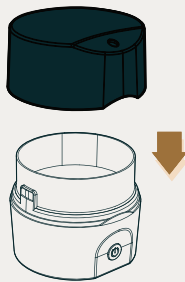
2 Fill the tank with water up to the max level. Use fresh clean water (tap water is best, temperature under 100°F).



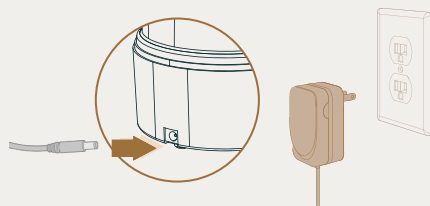
3 Add 5 to 10 drops of essential oil (or pure essential oil bend).



4 Put the top cover back.



5 Plug the DC socket into the diffuser and the adaptor to the wall socket.



How to control

Different mist modes:  
Press once for continuous mode  
Press twice & hold for 3 seconds for intermittent mode  
Press three times to turn OFF



Continuous mist



Intermittent mist



OFF

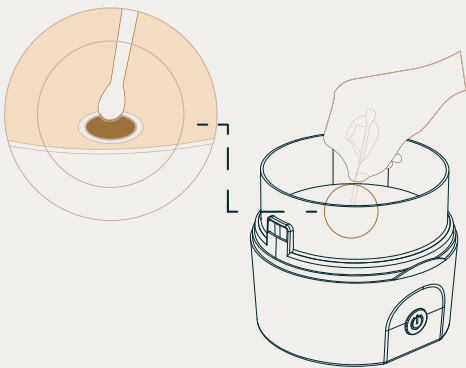
Note: to avoid light pollution during your sleep, the LED indicators automatically switch off after a few seconds. The diffuser will also switch off when the water level is low.

How to clean

Note: always turn off + unplug the device before cleaning it, and don't use any sharp objects

To clean the water tank: empty it before wiping it, using a soft and damp cloth. You can use a gentle detergent or white vinegar if needed. Rinse and dry well before using or storing the device again.

To clean the ultrasonic oscillator (at the bottom of the water tank): use a cotton bud with alcohol.



Possible issues

Problem	Possible cause	Solution
The power-on light does not turn on.	The aroma diffuser is not properly connected to the mains.	Check all plugs. Place the plug properly in the wall socket and then switch on the diffuser.
The fan works but no mist comes out of mist outlet.	The water tank is empty of the water level is too low.	Fill the water tank with more water.
The aroma diffuser produces an unpleasant smell.	The water in the tank is not clean or has been left in the tank for too long.	Renew the water after cleaning the tank as explained in "how to clean" section.
The power-on light is activated but the aroma diffuser does not work.	There is too much water in the tank.	Pour out some water to reach appropriate fill level. Put back the top cover.
The aroma diffuser is not producing enough mist.	There is dirt on the oscillator. The water might also be dirty or left in the tank for too long.	Clean the water tank, as explained in the "how to clean" section, then fill with fresh water.
The aroma diffuser makes a strange noise when it is on.	The water level is too low; the aroma diffuser might be standing on an unstable surface.	Make sure there is enough water in the water tank. Place the aroma diffuser on a smooth, flat and stable surface.

Let's get technical

Product type: ultrasonic diffuser  
Size: 5 in x 5 in  
Materials: BPA-free PET plastic  
Capacity: 160 ml  
Run time: 4 hrs continuous mode/8 hrs intermittent mode  
Power input: 24V/0.5A  
Power: 9 watt  
Accessories: adaptor



www.pilgrimcollection.com