



EShine LED Dimmable Power Transformer 24V DC 60W Class 2

Thank you for choosing a product of the brand **EShine**. Before starting up read through the instructions and store it for future reference.

Technical specifications

Dimensions	50 (W) x 30(H) x 170(L) mm
Input Voltage	100 – 130 V AC
Input Current MAX	0.7A
Input Frequency	50/60 Hz
Output Voltage	24V DC \pm 0.5V
Output Current MAX	2.5A
Wattage	60W
Rated Lifespan	> 50000 hours
Dimmable	Triac Dimmable 5%~100%
Operating temperature	-30 ° C to + 45 ° C
Storage temperature	-40 ° C to + 70 ° C
Water and Dust Proofing Rating	IP 20
Short Circuit Protection Intermittent restart mode, after the exception can be automatically restored	
Overcurrent Protection Hiccup mode, after the removal of abnormal flow can be automatically restored	
Overvoltage Protection Hiccup mode, after the exception of abnormal pressure can be automatically restored	
FOR INDOOR USE ONLY	

This driver's low-profile plastic enclosure enables easy and safe installation, making it the perfect choice for low-voltage under cabinet lights, tape lights, and various LED fixture installations

Precautions Before Installing

Check the label to ensure the driver has the proper input voltage and wattage for the job.



NEVER COMBINE a 120-volt wall dimmer with a 24-volt DC dimmer switch, an RGB controller or ***EShine touchless dimming function*** in the same circuit.

SHOCK HAZARD! If direct wiring this LED driver to a 120-volt circuit with an AC dimmer, turn off the power at the circuit breaker before installing. Failure to do so may result in serious injury or death.

MAINTAIN POLARITY: Observe the polarity of the 24-volt DC output and the device or lighting to which you're connecting. Failure to maintain the same polarity could damage LED lighting, dimmers, and RGB controllers. Always connect positive (+) to positive and negative (-) to negative.

The transformer must be installed in a well-ventilated area free from explosive gases and vapors.

The total wattage of all LED fixtures connected to this LED driver must not exceed the 60 Watt rating of this unit. If you don't know the wattage rating of your lighting, ask the manufacturer.

IMPORTANT

1. This power supply driver contains high-pressure with irreplaceable spare parts. Do not open if you are a non-professional.
2. Keep power transformer away from children regardless whether the power supply is in use. Do not use in an explosive environment.
3. As this driver is a high-frequency PWM energy-saving control mode, please keep away from AM radio, speakers, electron transistor scanning monitor and other radio sensitive equipment when use.
4. Protect from water. For locations that could be exposed to rain or splashing water, install the driver in a suitable wet location power supply enclosure.

Input Connection

Remove 2 screws and protective cover at the side marked “AC IN”.

With power turned off, route the input wires through a strain relief and connect AC live wire to port “L” and connect the AC neutral wire to port “N” (see Pic.1)

Place protective cover on side marked “AC IN” and use screws to fasten it.

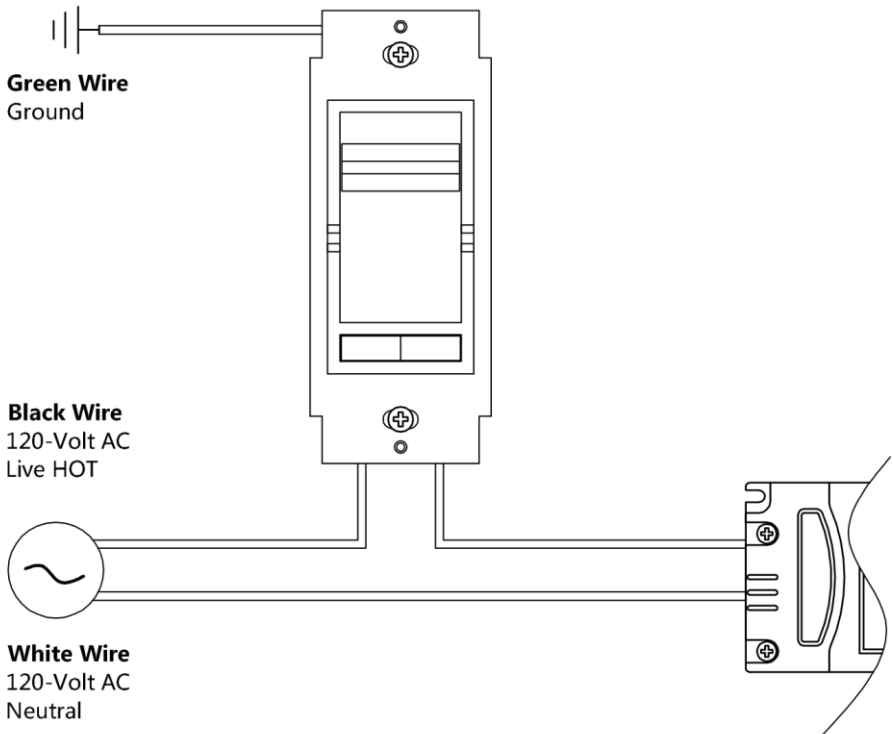
Output Connection

Output cable already preinstalled for you. [Output Connector specification] 3.5mm (Outer Diameter) x 1.35mm (Inner Diameter). Once you have input connection set and power is on. You can connect cable to the LED bar.

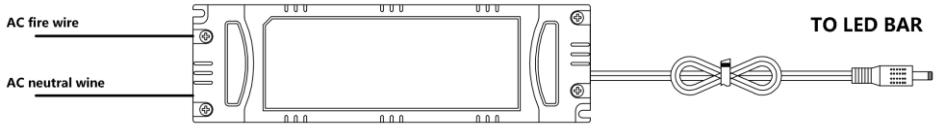
Mounting

You can use screws included to install transformer or 3M adhesive. Use wire clips to secure cable.

⚠ Important Note: *This driver is to be installed in accordance with Article 450 of the National Electric Code by a qualified electrician. Transformers should always be mounted in well-ventilated, accessible area such as an attic or cabinet. Never cover or seal transformer inside of a wall.*



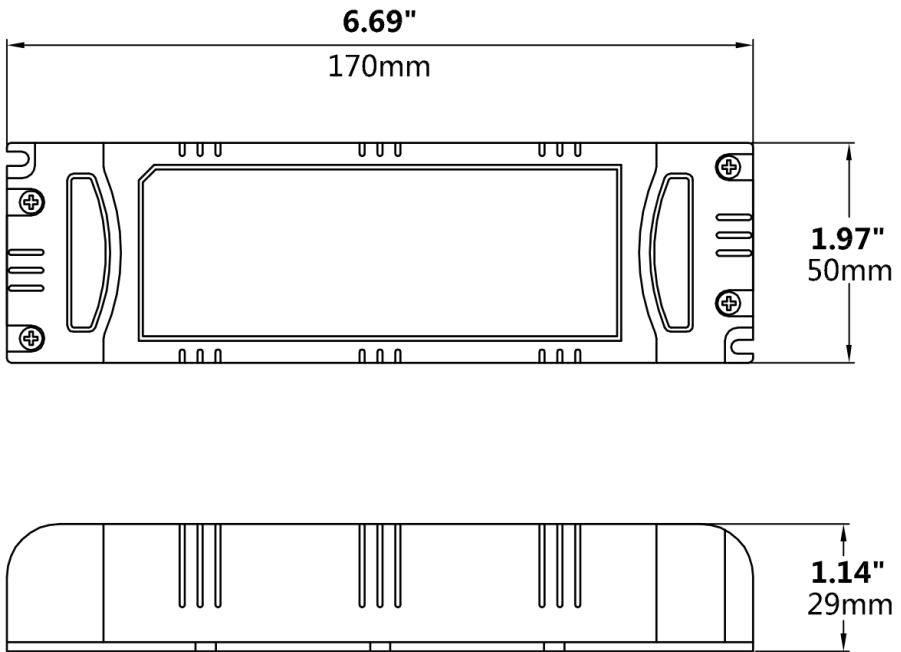
Pic.1 Typical connection scheme with AC dimmer



Pic.2 Typical connection scheme (No Dimmer)

Dimmer Compatibility

EShine Dimmable LED Drivers are compatible with both forward phase (leading edge, triac, incandescent) and reverse phase (electronic low-voltage, ELV, and trailing edge) AC dimmers.



Pic.3 Transformer dimensions

EShine LED Dimmable Power Transformer comes with Limited 3-Year Warranty.

What does this limited warranty cover?

This Limited Warranty covers any defects in material or workmanship under normal use during the Warranty Period.

What will we do to correct problems?

During the Warranty Period, we will repair or replace, at no charge, products or parts of a product that proves defective because of improper material or workmanship, under normal use and maintenance.

How long does the coverage last?

The Warranty Period for this LED driver is 3 years from the date of purchase.

What does this limited warranty not cover?

This Limited Warranty does not cover any problem that is caused by:

- *conditions, malfunctions or damage not resulting from defects in material or workmanship*

What do you have to do?

To obtain warranty service, you must first contact us to determine the problem and the most appropriate solution for you.

EShine®

Web: www.eshinestore.com

Email: service@eshinestore.com

