



Project \_\_\_\_\_

Item # \_\_\_\_\_

Quantity \_\_\_\_\_

## Remote Drop-In Frost Tops

Models: FTBR-1, -2, -3, -S2, -S3

FTBX-1, -2, -3, -S2, -S3

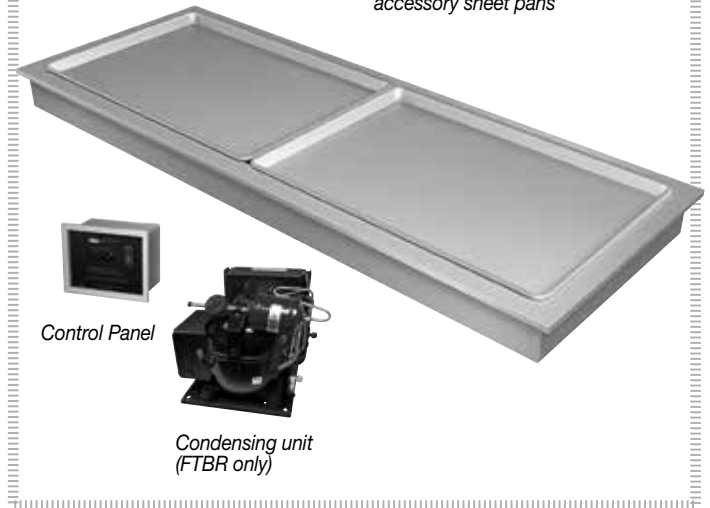
The Hatco Remote Drop-In Frost Top keeps pre-chilled beverages, snacks, hors d'oeuvres and side dishes cool and ready to serve, but in remote configurations that offer flexibility for your particular kitchen design needs. Also available in a Slim Line Series, providing wider access to your customer, regardless of the sneeze guards.

### Standard features

- R-513A refrigerant available for California only. Please contact Hatco for more information
- Available in 1-, 2 and 3-pan models as well, as 2- and 3-pan slim configurations
- Accommodates full-size and half-size sheet pans
- NSF 7 approved cold wall construction utilizes a refrigerant that keeps food product cold without drying it out
- Auto-defrost is activated through an advanced electronic controller programmed at the customer location
- 1" NPT brass drain simplifies cleaning (excluding FTBR-1 and FTBX-1)
- Matches the Hatco line of Heated Wells for an integrated look
- **FTBR models only:**
  - Include a condensing unit (shipped loose, can be field mounted up to 50 feet [15.24 meters] of tubing from unit) and a control panel (shipped loose - probe wires are 9 feet [2.7 meters]) for installing in more convenient or desirable locations
- **FTBX models only:**
  - Include a control panel (shipped loose - probe wires are 9 feet [2.7 meters mm]) but shipped without a condensing unit for the increased flexibility of multiple Frost Top configurations

*Remote models consist of these components shipped loose*

*Model FTBR-S2 with accessory sheet pans*



### Options (available at time of purchase only)

- Additional Four-Year Parts Only Warranty on Compressor (FTBR only) (not available for export voltages)

### Accessories

- Half-Size Pan (18"W x 13"D [457 x 330 mm])
- Full-Size Pan (18"W x 26"D [457 x 660 mm])

**For operation, location and safety information, please refer to the Installation & Operating Manual.**





# Remote Drop-In Frost Tops

Models: FTBR-1, -2, -3, -S2, -S3, FTBX-1, -2, -3, -S2, -S3

## Ordering Instructions:

Please specify the following with each order:

1. **Desired Voltage:**  
120 or 220-240V

2. **Number of Full-Size Sheet Pans Accommodated:**  
1-, 2-, 3-pan as rectangular, sheet pan with Slim or Standard configuration

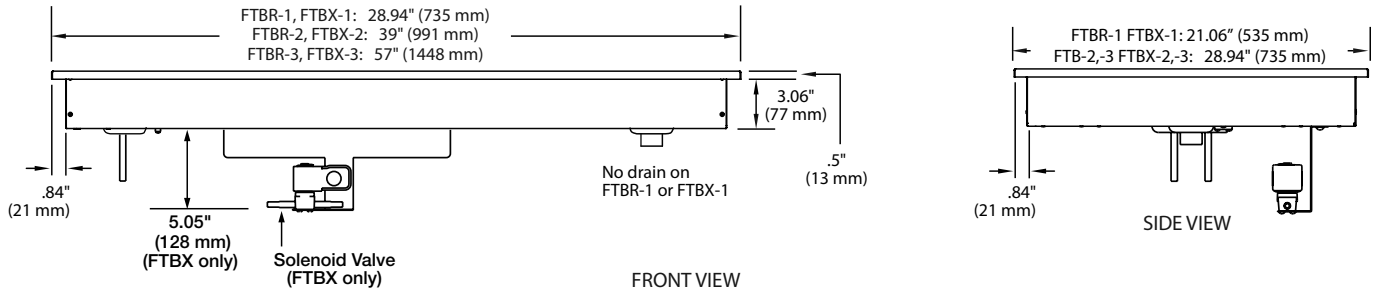
3. **Remote Refrigeration:**

**Note:** Shipped loose: Frost Top, Control Panel (Probe wires are 9 feet [2.7 meters]) and a TXV valve

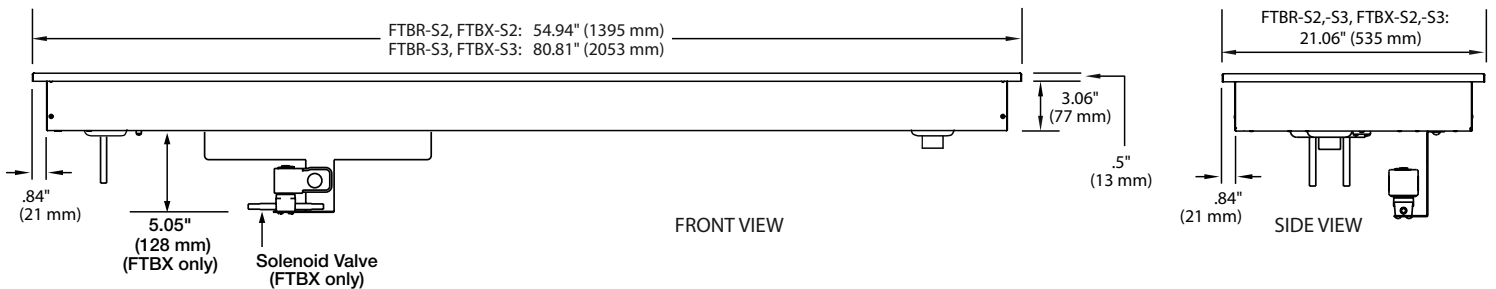
A. FTBR with a condensing unit - may be field mounted up to 50' (15.24 meters) of tubing from the unit - that is shipped loose

B. FTBX without a condensing unit (Solenoid Valve attached to Frost Top)

### Model FTBR-1, -2, -3 FTBX-1, -2, -3

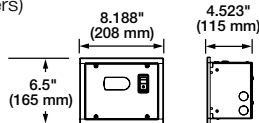


### Model FTBR-S2, -S3 FTBX-S2, -S3



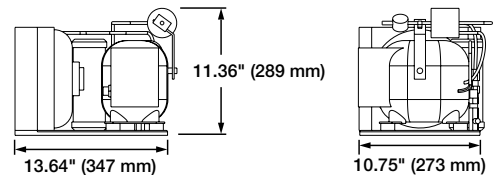
### All Models Control Panel

May be field mounted up to 9' (2.7 meters) from unit



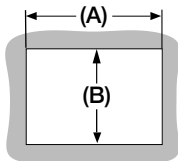
### Model FTBR only Condensing Unit

May be field mounted up to 50' (15.24 meters) from unit



### Cutout Dimensions for Remote Frost Tops

Well Opening



| Model            | Minimum Width (A) | Maximum Width (A) | Minimum Depth (B) | Maximum Depth (B) |
|------------------|-------------------|-------------------|-------------------|-------------------|
| FTBR-1, FTBX-1   | 27.44" (697 mm)   | 28" (711 mm)      | 19.44" (494 mm)   | 20.125" (511 mm)  |
| FTBR-2, FTBX-2   | 37.375" (949 mm)  | 38" (965 mm)      | 27.31" (694 mm)   | 28" (711 mm)      |
| FTBR-3, FTBX-3   | 55.375" (1407 mm) | 56" (1422 mm)     | 27.31" (694 mm)   | 28" (711 mm)      |
| FTBR-S2, FTBX-S2 | 53.31" (1354 mm)  | 54" (1372 mm)     | 19.44" (494 mm)   | 20.125" (511 mm)  |
| FTBR-S3, FTBX-S3 | 79.19" (2011 mm)  | 79.875" (2029 mm) | 19.44" (494 mm)   | 20.125" (511 mm)  |



# Remote Drop-In Frost Tops

Models: FTBR-1, -2, -3, -S2, -S3, FTBX-1, -2, -3, -S2, -S3

## SPECIFICATIONS

### Remote Drop-In Frost Tops - with Condensing Unit\* and Remote Control Panel

The shaded areas contain electrical information for International models

| Model†  | Dimensions<br>(Width x Depth x Height)       | Voltage     | HZ  | HP Compressor<br>Size | Watts       | Amps        | Phase  | Ship Weight      |                  |                  |                   |
|---------|--|-------------|-----|-----------------------|-------------|-------------|--------|------------------|------------------|------------------|-------------------|
| FTBR-1  | 28.94" x 21.06" x 3.56" (735 x 535 x 90 mm)  | 120         | 60  | 1/4                   | 804         | 6.7         | Single | 125 lbs. (57 kg) |                  |                  |                   |
|         |  | 220/230/240 | 50  | 1/3                   | 616/667/744 | 2.8/2.9/3.1 |        |                  |                  |                  |                   |
|         |  |             | 60  |                       | 686/749/816 | 3.1/3.3/3.4 |        |                  |                  |                  |                   |
| 220     | 60   | 686         | 3.1 |                       |             |             |        |                  |                  |                  |                   |
| FTBR-2  | 39" x 28.94" x 3.56" (991 x 735 x 90 mm)     | 120         | 60  | 1/4                   | 804         | 6.7         |        | Single           | 171 lbs. (78 kg) |                  |                   |
|         |  | 220/230/240 | 50  | 1/3                   | 616/667/744 | 2.8/2.9/3.1 |        |                  |                  |                  |                   |
|         |  |             | 60  |                       | 686/749/816 | 3.1/3.3/3.4 |        |                  |                  |                  |                   |
| 220     | 60   | 686         | 3.1 |                       |             |             |        |                  |                  |                  |                   |
| FTBR-3  | 57" x 28.94" x 3.56" (1448 x 735 x 90 mm)    | 120         | 60  | 1/4                   | 804         | 6.7         |        |                  | Single           | 213 lbs. (97 kg) |                   |
|         |  | 220/230/240 | 50  | 1/3                   | 616/667/744 | 2.8/2.9/3.1 |        |                  |                  |                  |                   |
|         |  |             | 60  |                       | 686/749/816 | 3.1/3.3/3.4 |        |                  |                  |                  |                   |
| 220     | 60   | 686         | 3.1 |                       |             |             |        |                  |                  |                  |                   |
| FTBR-S2 | 54.94" x 21.06" x 3.56" (1395 x 535 x 90 mm) | 120         | 60  | 1/4                   | 804         | 6.7         |        |                  |                  | Single           | 179 lbs. (81 kg)  |
|         |  | 220/230/240 | 50  | 1/3                   | 616/667/744 | 2.8/2.9/3.1 |        |                  |                  |                  |                   |
|         |  |             | 60  |                       | 686/749/816 | 3.1/3.3/3.4 |        |                  |                  |                  |                   |
| 220     | 60   | 686         | 3.1 |                       |             |             |        |                  |                  |                  |                   |
| FTBR-S3 | 80.81" x 21.06" x 3.56" (2053 x 535 x 90 mm) | 120         | 60  | 1/4                   | 804         | 6.7         | Single |                  |                  |                  | 230 lbs. (104 kg) |
|         |  | 220/230/240 | 50  | 1/3                   | 616/667/744 | 2.8/2.9/3.1 |        |                  |                  |                  |                   |
|         |  |             | 60  |                       | 686/749/816 | 3.1/3.3/3.4 |        |                  |                  |                  |                   |
| 220     | 60   | 686         | 3.1 |                       |             |             |        |                  |                  |                  |                   |

† Models shipped with electronic temperature control and TXV valve (all shipped loose). Exception: FTBR units include a condensing unit and the FTBX units include a solenoid valve attached to well.

\* Contact Hatco for R-513A refrigerant specifications.

## SPECIFICATIONS

### Remote Drop-In Frost Tops - with Remote Control Panel (without a Condensing Unit)

| Model†  | Dimensions Δ<br>(Width x Depth x Height)     | Voltage     | Load/<br>BTU/H | Ship Weight       |
|---------|--|-------------|----------------|-------------------|
| FTBX-1  | 28.94" x 21.06" x 3.56" (735 x 535 x 90 mm)  | 120         | 330            | 85 lbs. (39 kg)   |
|         |  | 220/230/240 |                |                   |
| FTBX-2  | 39" x 28.94" x 3.56" (991 x 735 x 90 mm)     | 120         | 630            | 138 lbs. (63 kg)  |
|         |  | 220/230/240 |                |                   |
| FTBX-3  | 57" x 28.94" x 3.56" (1448 x 735 x 90 mm)    | 120         | 930            | 220 lbs. (100 kg) |
|         |  | 220/230/240 |                |                   |
| FTBX-S2 | 54.94" x 21.06" x 3.56" (1395 x 535 x 90 mm) | 120         | 630            | 130 lbs. (59 kg)  |
|         |  | 220/230/240 |                |                   |
| FTBX-S3 | 80.81" x 21.06" x 3.56" (2053 x 535 x 90 mm) | 120         | 930            | 182 lbs. (83 kg)  |
|         |  | 220/230/240 |                |                   |

Δ For FTBX models only, add 5.05" (128 mm) to the height for the attached solenoid valve.

## PRODUCT SPECS

### Remote Drop-In Frost Tops

The Drop-In Frost Top shall be a Model ... as manufactured by the Hatco Corporation, Milwaukee, WI 53234 U.S.A.

The Frost Top shall be rated at ... watts, ... volts and be ... inches (millimeters) in overall width. It shall utilize R-404A or R-513A refrigerant and consist of aluminized steel housing, electronic temperature control, and with or without a condensing unit (compressor, sight glass, service valves, receiver, and dryer).

Accessories may include sheet pans.

Warranty consists of 24/7 parts and service assistance (U.S. and Canada only).