



Project _____
 Item # _____
 Quantity _____

Soup Stations

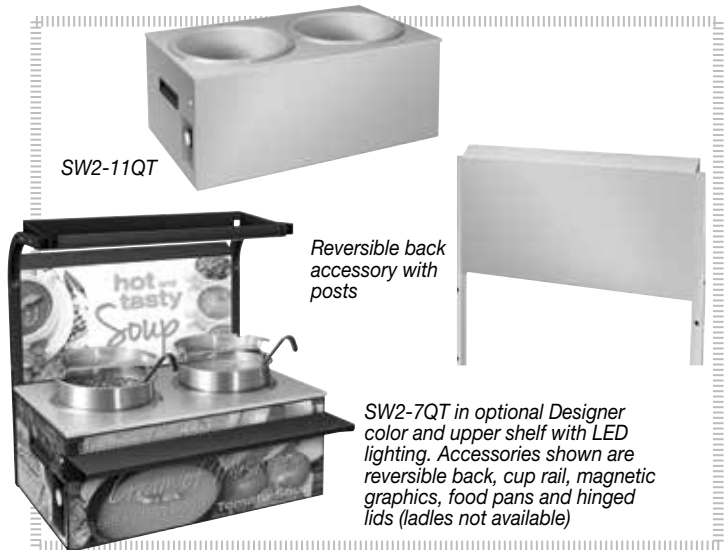
Models: SW2-7QT
 SW2-11QT

Hatco's Soup Station is designed to provide an attractive appearance while holding pre-heated soups at safe serving temperatures – whether it's front of the house, self-serve kiosks or catering.

Heat is evenly distributed throughout the unit to hold foods at desired temperatures, and the insulated stainless steel design provides easy maintenance and durable performance.

Standard features

- Unit available to accommodate two 7-Quart (7-Liter) or two 11-Quart (10-Liter) round pans
- Stainless steel construction with insulation that provides easy maintenance and durable performance
- Infinite switch with indicator light on both ends of unit that controls nearest well
- Convenient recessed handles
- Comes with 6' (1829 mm) cord and plug attached



Options (available at time of purchase only)

- Stainless Steel is standard
 - Designer Black available
- Upper Shelf with LED Lighting - Stainless Steel is standard
 - Adds 16.21" (412 mm) to height and 1" (25 mm) to depth of unit
 - Shelf - 23.4" W x 8.72" D x 2.00" H (594 x 222 x 51 mm)
 - Designer Black available

Accessories (available after purchase)

- Reversible Back (includes posts) – fits magnetic graphics (not included) or reverse the back for signholder to insert your custom signage. Adds 13.06" (332 mm) to height of unit and 1" (25 mm) to depth of unit
 - Stainless Steel Designer Black (non-standard colors non-returnable)
- 4.5" (114 mm) Cup Rail
 - 25.75" W x 4.5" D x 2.42 H" (654 x 114 x 62 mm)
 - Stainless Steel Designer Black
- Magnetic Graphics
 - Backsplash - 23.25" W x 11.375" H (591 x 289 mm)
 - Base (Covers front and two sides) -
 - Base front - 25" W x 9.25" H (635 x 235 mm)
 - Base sides - 14.5" W x 9.25" H (368 x 235 mm) with cut-outs for controls and handles
- Round Pans
 - 7-Quart (7-Liter) 11-Quart (10-Liter)
- Notched Lids
 - 7-Quart (7-Liter) 11-Quart (10-Liter)
- Notched and Hinged Lids
 - 7-Quart (7-Liter) 11-Quart (10-Liter)

For operation, location and safety information, please refer to the Installation & Operating Manual.



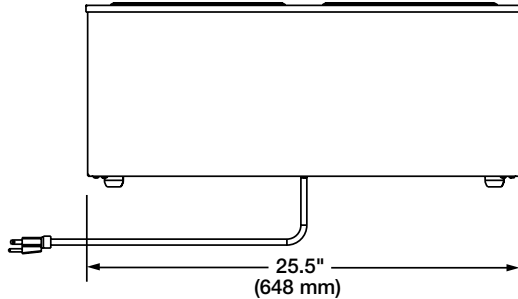
HATCO CORPORATION | P.O. Box 340500 Milwaukee, WI 53234-0500 U.S.A.
 (800) 558-0607 | (414) 671-6350 | www.hatcocorp.com | support@hatcocorp.com



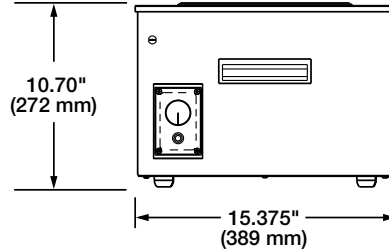
Soup Stations

Models: SW2-7QT, SW2-11QT

SW2-7QT, -11QT



FRONT VIEW



SIDE VIEW

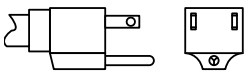
SPECIFICATIONS Soup Stations

Model	Dimensions ~ (Width x Depth x Height)	Volts	Phase	Watts	Amps	Plug	Cord Location	Ship Weight*
SW2-7QT	25.5" x 15.375" x 10.70" (648 x 389 x 272 mm)	120	Single	750	6.3	NEMA 5-15P	Back of unit	34 lbs. (15 kg)
SW2-11QT	25.5" x 15.375" x 10.70" (648 x 389 x 272 mm)							53 lbs. (24 kg)

* Shipping weight includes packaging.

PLUG CONFIGURATIONS

NEMA 5-15P



PRODUCT SPECS Soup Stations

The Soup Station shall be a Model.... as manufactured by the Hatco Corporation, Milwaukee, WI 53234 U.S.A.

With 24/7 parts and service assistance (U.S. and Canada only), the Soup Station shall be rated atwatts,volts, and be ...inches (millimeters) in overall width and be ...inches (millimeters) in overall depth. It shall consist of stainless steel housing that is insulated, a heated well, a recessed infinite control with indicator light on both

ends of the unit, recessed handles and a 6' (1829 mm) cord with plug attached. Accessories may include, reversible back with posts, magnetic graphics (front and sides of base and/or backsplash), cup rail and round pans with lids.

Warranty consists of 24/7 parts and service assistance (U.S. and Canada only).

HATCO CORPORATION | P.O. Box 340500 Milwaukee, WI 53234-0500 U.S.A.
 (800) 558-0607 | (414) 671-6350 | www.hatcocorp.com | support@hatcocorp.com