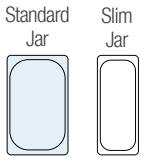


Your guide to Station Creation.

① - 2 - 3 - 4 Select a base for toppings.



Toppings served = base & jar options

1 Topping

2 or 3 Toppings

3 or 4 Toppings

4, 5 or 6 Toppings

Countertop Non-Insulated	a SR-1 84090	SR-2 82570	SR-3 82600	d SR-4 82550
Countertop Insulated	a1 SB-1 87510	SB-2 80160	c SB-3 83760	SB-4 83600
Drop-In* Insulated	SB-1DI 87520	b SB-2DI 80150	SB-3DI 83830	SB-4DI 83620

*Drop-In bases require a deep jar when pumping.



order quantity	model/item	application	description	base capacity	dims (H x W x D)	weight
a	SR-1 84090		**1-jar base, countertop	(1) fountain jar	10" x 5 1/2" x 8" 25.4 x 14 x 20.3 cm	4 lb 1.8 kg
a1	SB-1 87510		1-jar base, countertop round corner, black liner	(1) fountain jar & (1) ice pack 94141	12 5/16" x 6 13/16" x 9 1/8" 31.3 x 17.2 x 23.2 cm	5 lb 2.3 kg
	SB-1DI 87520		1-jar base, drop-in (DI) round corner, black liner		CUTOUT DIMS (W x D) 6 9/16" x 8 15/16" 16.7 x 22.5 cm	5 lb 2.3 kg
	SR-2 82570		2-jar base, countertop	(2 or 3) fountain jars	10" x 10 7/8" x 8 13/16" 25.4 x 27.6 x 22.4 cm	5 lb 2.3 kg
	SB-2 80160		2-jar base, countertop	(2 or 3) jars & (2) ice packs 94141	12 5/16" x 10 7/8" x 8 13/16" 31.3 x 27.6 x 22.4 cm	8 lb 3.6 kg
b	SB-2DI 80150		2-jar base, drop-in (DI)		CUTOUT DIMS (W x D) 11" x 8 7/8" 27.9 x 22.5 cm	9 lb 4.1 kg
	SR-3 82600		3-jar base, countertop	(3 or 4) fountain jars	10" x 15 1/2" x 8 13/16" 25.4 x 39.4 x 22.4 cm	7 lb 3.2 kg
c	SB-3 83760		3-jar base, countertop	(3 or 4) jars & (3) ice packs 94141	12 5/16" x 15 1/2" x 8 13/16" 31.3 x 39.4 x 22.4 cm	10 lb 4.5 kg
	SB-3DI 83830		3-jar base, drop-in (DI)		CUTOUT DIMS (W x D) 15 5/8" x 8 7/8" 39.7 x 22.5 cm	11 lb 5 kg
d	SR-4 82550		4-jar base, countertop	(4, 5 or 6) fountain jars	10" x 20 1/8" x 8 13/16" 25.4 x 51.1 x 22.4 cm	8 lb 3.6 kg
	SB-4 83600		4-jar base, countertop	(4, 5, or 6) jars & (4) ice packs 94141	12 5/16" x 20 1/8" x 8 13/16" 31.3 x 51.1 x 22.4 cm	12 lb 5.4 kg
	SB-4DI 83620		4-jar base, drop-in (DI)		CUTOUT DIMS (W x D) 20 1/4" x 8 7/8" 51.4 x 22.5 cm	13 lb 5.9 kg

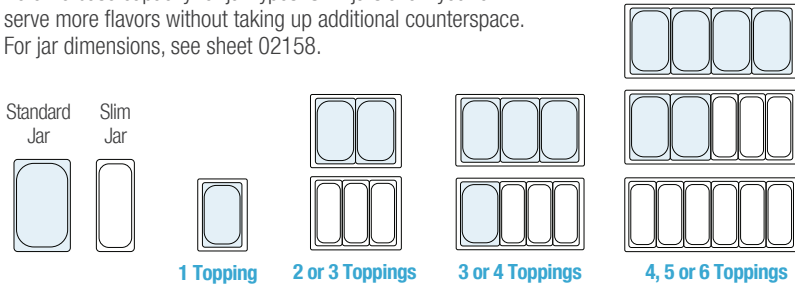
**Jar number in model based on standard fountain jars.



1 - 2 - 3 - 4 Choose jars to fit base capacity.

How many jars?

Refer to base capacity for jar types. Slim jars allow you to serve more flavors without taking up additional counterspace. For jar dimensions, see sheet 02158.



Select jar style, capacity and color

order quantity	item	description	outline	capacity	jar color	
e	<input type="checkbox"/>	82557		3 1/2 qt (3.3L)	<input type="checkbox"/>	
	<input type="checkbox"/>	83149			standard, deep fountain jar	<input type="checkbox"/>
	<input type="checkbox"/>	83156				<input type="checkbox"/>
	<input type="checkbox"/>	82558		2 qt (1.9L)	<input type="checkbox"/>	
f	<input type="checkbox"/>	83147			standard, shallow fountain jar	<input type="checkbox"/>
	<input type="checkbox"/>	83148				<input type="checkbox"/>
g	<input type="checkbox"/>	83182		2 qt (1.9L)	<input type="checkbox"/>	
	<input type="checkbox"/>	83159			slim, deep fountain jar	<input type="checkbox"/>
	<input type="checkbox"/>	83162				<input type="checkbox"/>
	<input type="checkbox"/>	83181		1 1/2 qt (1.4L)	<input type="checkbox"/>	
	<input type="checkbox"/>	83157			slim, shallow fountain jar	<input type="checkbox"/>
	<input type="checkbox"/>	83158				<input type="checkbox"/>
	<input type="checkbox"/>	82633	standard HoldCold™ jar	2 1/4 qt (2.1L)	<input type="checkbox"/>	
i	<input type="checkbox"/>	82632			<input type="checkbox"/>	
	<input type="checkbox"/>	82847	topping can cooler HoldCold™ jar (can sold separate)	14-15 oz can	<input type="checkbox"/>	
j	<input type="checkbox"/>	82846			<input type="checkbox"/>	



DISPENSES


- THIN**
fountain syrups • oils • hot sauce
- THICK**
ketchup • mustard • mayonnaise • bbq
- THICKER**
tartar sauce • crafted sauces

1 - 2 - ③ - 4 Choose pump or ladle quantities.

PUMPS

- Consistently serve with precise portion control in 1/8 oz increments
- Designed with food types in mind... use the “dispenses” key to narrow your search
- Thick Pump (TP) models reduce dispensing force needed when working with especially thick or thicker crafted sauces

order quantity	model/item	dispenses	base type	pump & lid fit (jar not incl.)	full portion
<input type="checkbox"/>	CP-200 83300				
m <input type="checkbox"/>	FP-200V 82130		Countertop	shallow fountain jar, 2 qt (1.9 L)	1 oz 30 mL
<input type="checkbox"/>	TP-200V 86750				
n <input type="checkbox"/>	CP-F 83330				
<input type="checkbox"/>	FP-V 82120		Countertop	deep fountain jar, 3 1/2 qt (3.3 L)	1 1/4 oz 37 mL
<input type="checkbox"/>	TP-V 86760				
o <input type="checkbox"/>	FPV-DI 82520		Drop-in	deep fountain jar, 3 1/2 qt (3.3 L)	1 1/4 oz 37 mL
<input type="checkbox"/>	CP-200 Slim 85330				
<input type="checkbox"/>	FP-200V Slim 85310		Countertop	slim shallow fountain jar, 1 1/2 qt (1.4 L)	1 oz 30 mL
<input type="checkbox"/>	TP-200V Slim 86770				
<input type="checkbox"/>	CP-F Slim 85340				
p <input type="checkbox"/>	FP-V Slim 85300		Countertop	slim deep fountain jar, 2 qt (1.9 L)	1 1/4 oz 37 mL
<input type="checkbox"/>	TP-V Slim 86780				
<input type="checkbox"/>	FPV-DI Slim 85380		Drop-in	slim deep fountain jar, 2 qt (1.9 L)	1 1/4 oz 37 mL



Be sure to select the correct pump for your jar – pumps for shallow jars have a shorter cylinder than those for deep jars

CP models (n) have unformed tube ends, whereas FP models (p) have formed ends to hold back thin product drips

DI models have a 3 inch taller spout for additional serving clearance

We have more dispensing solutions than listed here! Please refer to server-pumps.com for dispensing large portions or using a slanted fountainette.

LADLES

order quantity	item	description
k <input type="checkbox"/>	82561	fountain jar ladle, 10" handle, 1 oz (25.4 cm handle, 30 mL)
<input type="checkbox"/>	82562	fountain jar ladle, 7" handle, 1 oz (17.8 cm handle, 30 mL)
l <input type="checkbox"/>	82976	slim fountain jar ladle, 10" handle, 1 oz (25.4 cm handle, 30 mL)
<input type="checkbox"/>	82977	slim fountain jar ladle, 7" handle, 1 oz (17.8 cm handle, 30 mL)



Request knob color or engraving for easy product identification; black is standard



1 - 2 - 3 - ④ Select lids and accessories.

Bonus – inspirational examples!

ACCESSORIES

order quantity	item	description	jar style
a	<input type="checkbox"/>	80310 clear, plastic hinged lid	
b	<input type="checkbox"/>	82559 stainless steel lift-off lid	
c	<input type="checkbox"/>	82545 stainless steel hinged lid	standard
d	<input type="checkbox"/>	81415 stainless steel disher lid	
e	<input type="checkbox"/>	80443 stainless steel lid lock	
f	<input type="checkbox"/>	83214 clear, plastic hinged lid	
g	<input type="checkbox"/>	83189 stainless steel lift-off lid	slim
h	<input type="checkbox"/>	83184 stainless steel hinged lid	
	<input type="checkbox"/>	86316 stainless steel lid lock	
i	<input type="checkbox"/>	94141 eutectic ice pack	either



CANDY STATION



item	description
(1) SR-4 82550	non-insulated base (holds 6 slim jars)
(6) 83182	slim fountain jars, 2 qt
(2) FP-V 85300	syrup pumps, slim
(4) 83214	slim clear hinged lids
(4) 82976	deep jar ladles, slim

DESSERT TOPPING STATION



item	description
(1) SB-3 83760	insulated base
(2) 82557	deep fountain jars, 3 1/2 qt
(1) 82847	topping can cooler, white
(1) FP-V 82120	syrup pump
(1) 82545	hinged lid
(1) 82561	(deep jar) ladle
(6) 94141	ice packs (use 3, freeze 3)

SAUCE STATION



item	description
(1) SR-4 82550	non-insulated base
(6) 83182	slim fountain jars, 2 qt
(6) 83184	slim hinged lids
(6) 82976	deep jar ladles, slim

Station Creation can be tricky...

Your satisfaction is our priority. If you need help configuring a station, contact our customer service team at 800.558.8722 or spsales@server-products.com, or chat with us online @ server-products.com!