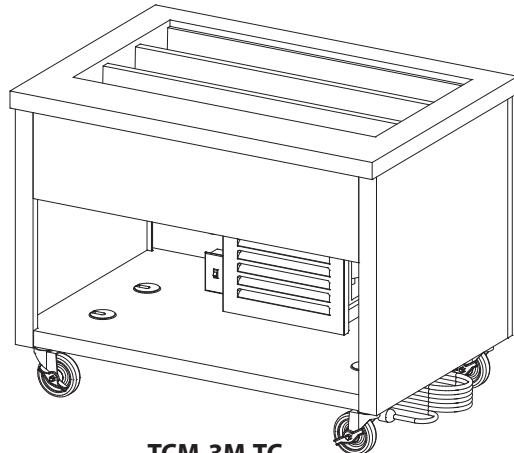




Your Solutions Partner

Specifications

F.O.B. Sedalia, Missouri 65301



TCM-3M-TC

OPTIONS:

- Internal locking devices
- 14 gauge tops
- Serving shelves - **956-460-x**
- Designer Food Shields - **TS530-xx/TS530-xx-1SN/TS540-xx/TS550-xx/TS560-xx/TS570-xx/TS580-xx/TS580-xx-1SN**
- Tray Slides - **TS3BTS-HD/FX, TSSOLID-HD/FX**
- Bumpers - **TMOD-8**
- Pusher bar - **TMOD-7**
- Stainless steel legs - **TMOD-15**
- Duplex outlet - **TE-OP1, TE-OP2, TE-OP3, TE-OP4**
- J-hook to hold cord and plug
- 8' or 10' cord and plug
- Food pans - see Top Equipment Section in Price List
- Veneered plastic laminate panels on body - **TSS-xP**
- Powder coat paint colors
- Wood, stainless steel or poly cutting boards
- Stainless steel kickplates
- Single deck food shields - **TS454-xx**
- Double deck food shields - **TS449-xx**

AGENCY LISTINGS:



UL/ANSI NSF 7

DUKE MANUFACTURING CO.

2305 N. Broadway

St. Louis, MO 63102

800.735.3853 Toll Free

314.231.5074 Fax

www.dukemfg.com

SS-1054 Thurmaduke SS Cold Pan TC

Approval Stamp(s):

PRODUCT INFORMATION:

PROJECT: _____

ITEM: _____

QUANTITY: _____

MODEL:

Thurmaduke™ Serving Systems - Cold Pan Tri-Channel - Meets NSF Standard 7

- TCM-2M-TC** 32" length unit
- TCM-3M-TC** 46" length unit
- TCM-4M-TC** 60" length unit
- TCM-5M-TC** 74" length unit
- TCM-6M-TC** 88" length unit

* Indicate SS for Stainless Steel or PG for Paint Grip

BODY:

- Paint grip (choice of (12) powder coat paint colors) or Stainless steel
- Operators' side open to bottom shelf
- Customer side and ends fully enclosed
- Bottom shelf paint grip or stainless steel to match body
- 5" swivel caster, 2 with brakes and gray poly wheels

TOP:

- 16 gauge, 300 Series stainless steel
- Edges flanged down 2" at 90° - all four sides
- Inside edges flanged down 90° against liner

LINER:

- 300 Series stainless steel
- Insulated on all sides and bottom
- Inside edges flanged down 90° against liner

REFRIGERATION:

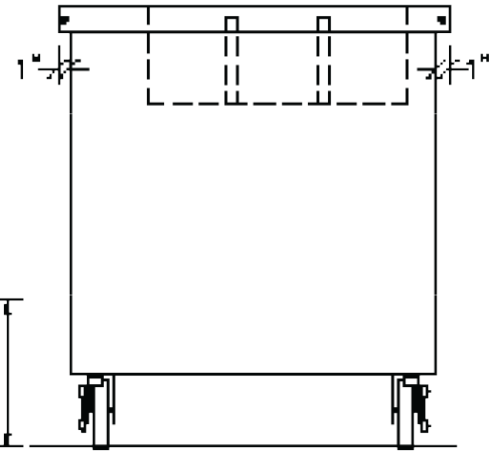
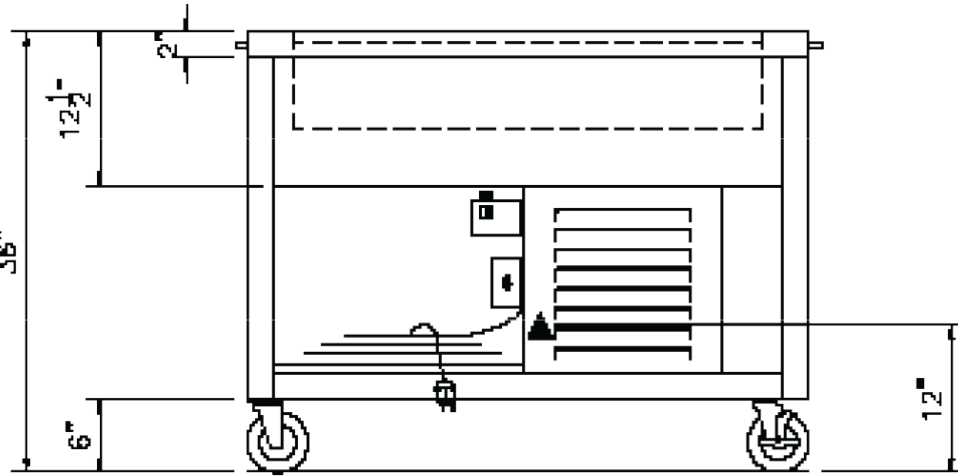
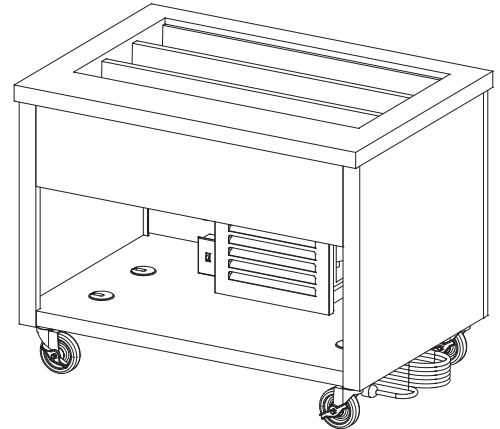
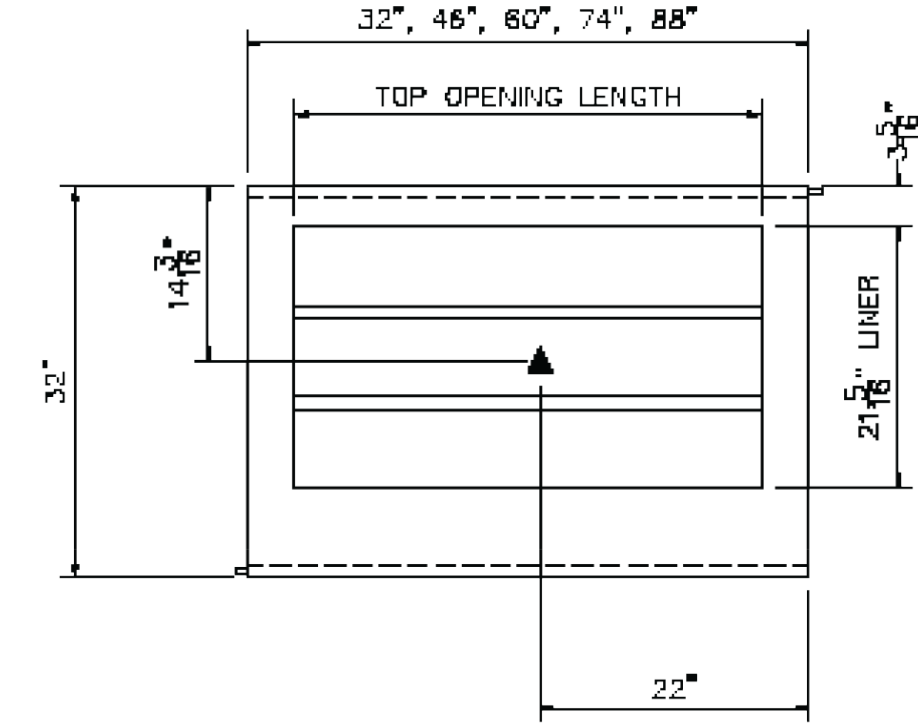
- Copper coils attached to sides of liner - R404A refrigerant
- Open angle-iron suspended compressor compartment
- 120 volt unit
- 6' cord and plug
- Five year warranty on compressor motor

Specification subject to change





LEGEND
▲ - ELECTRICAL CONNECTION - 6' cord and plug



DIMENSIONS:

FREIGHT CLASS: 150

Model	Overall Length	Overall Width	Tri-Channel Top Cutout Dimensions			Cubic Ft. Crated	Weight		120/1 NEMA #5-15P	
			Length	Width	Depth		Lbs.	Kg.	Amps	HP
TCM-2M-TC	32"	32"	25 5/8"	21 5/16"	8"	40	285	129	5.5	1/4
TCM-3M-TC	46"	32"	38 3/8"	21 5/16"	8"	54	384	174	6.7	1/3
TCM-4M-TC	60"	32"	51 1/8"	21 5/16"	8"	67	475	215	6.7	1/3
TCM-5M-TC	74"	32"	63 7/8"	21 5/16"	8"	80	572	259	6.5	0.4
TCM-6M-TC	88"	32"	76 5/8"	21 5/16"	8"	94	669	303	6.5	0.4

* Indicate SS for Stainless Steel or PG for Paint Grip



Duke Manufacturing Co.
 2305 N. Broadway
 St. Louis, MO 63102

Phone: 314-231-1130
 Toll Free: 1-800-735-3853
 Fax: 314-231-5074

www.dukemfg.com